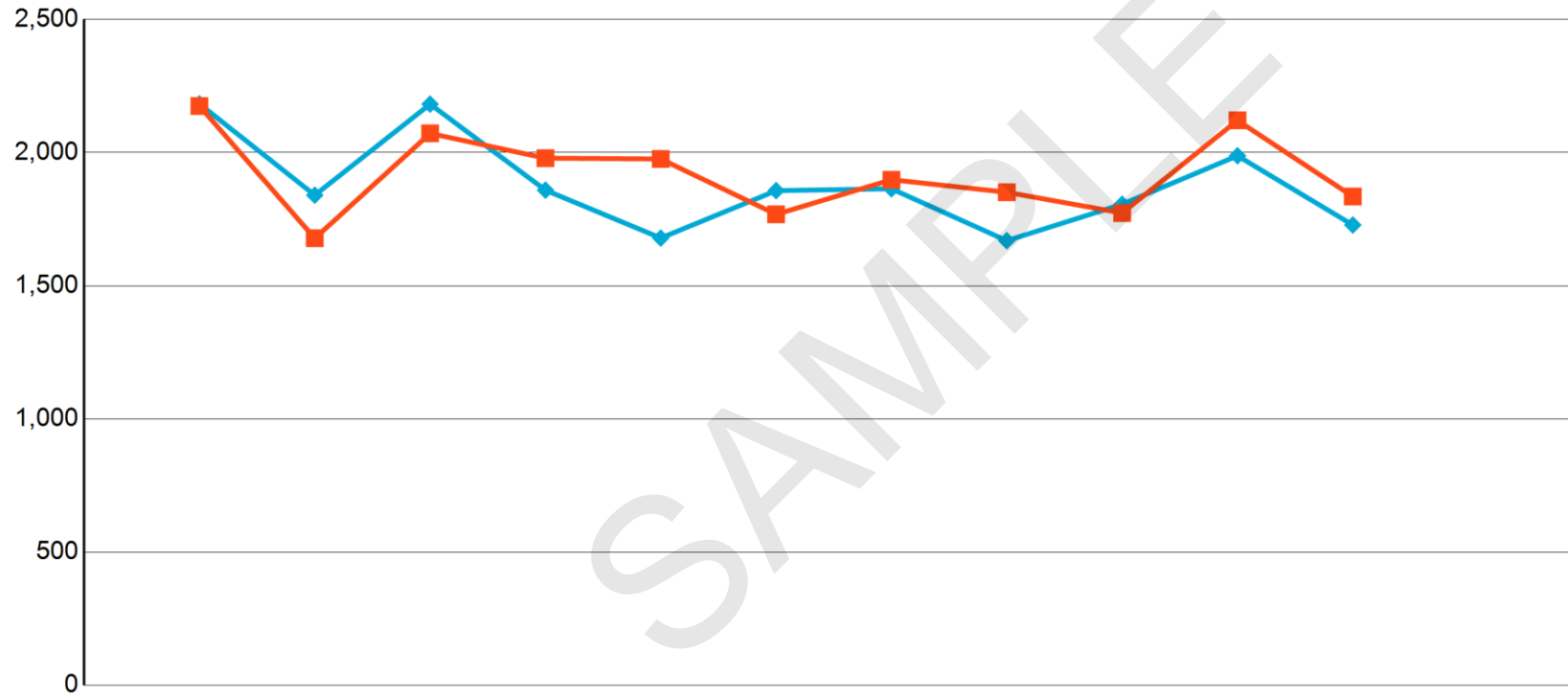


# Pharmacy Dashboard

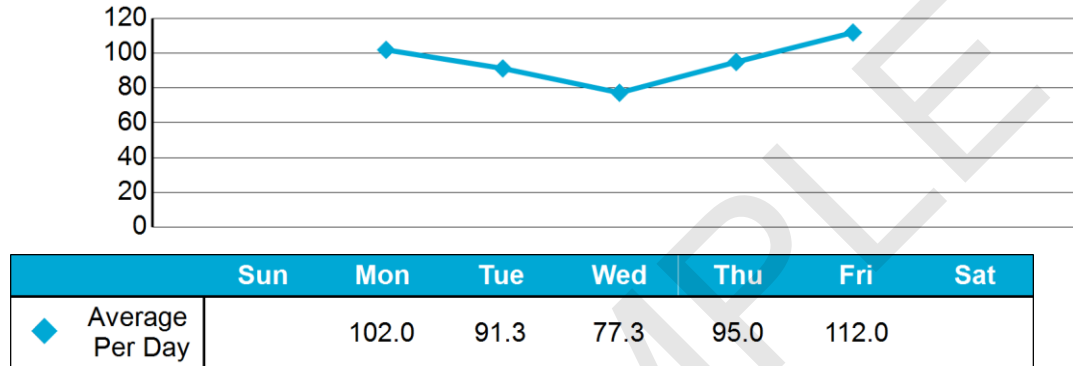
## RX Sold Trend By Month



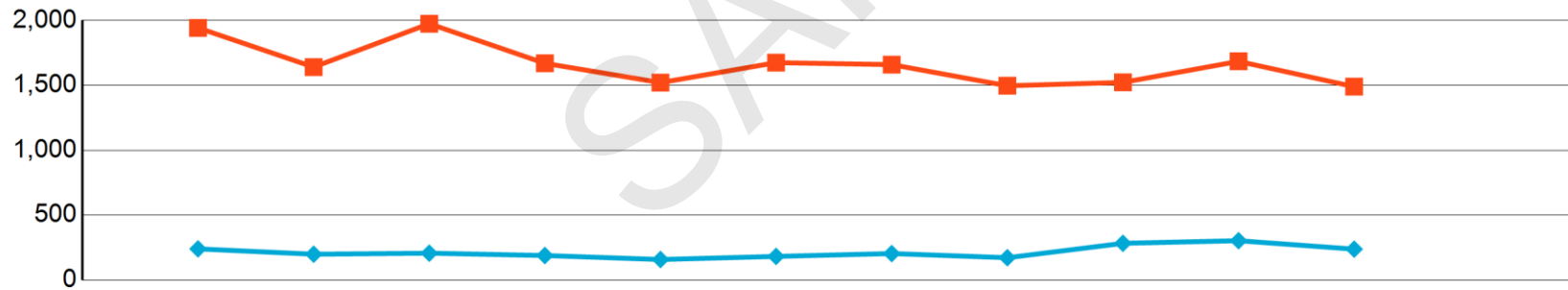
	Jan	Feb	Mar	Apr	May	Jun	Jul	Aug	Sep	Oct	Nov	Dec	Total
◆ 2020	2,183	1,840	2,182	1,859	1,679	1,857	1,864	1,669	1,806	1,988	1,728		20,655
■ 2019	2,175	1,678	2,072	1,979	1,976	1,768	1,898	1,851	1,773	2,121	1,835		21,126

# Pharmacy Dashboard

## RX - Current Month



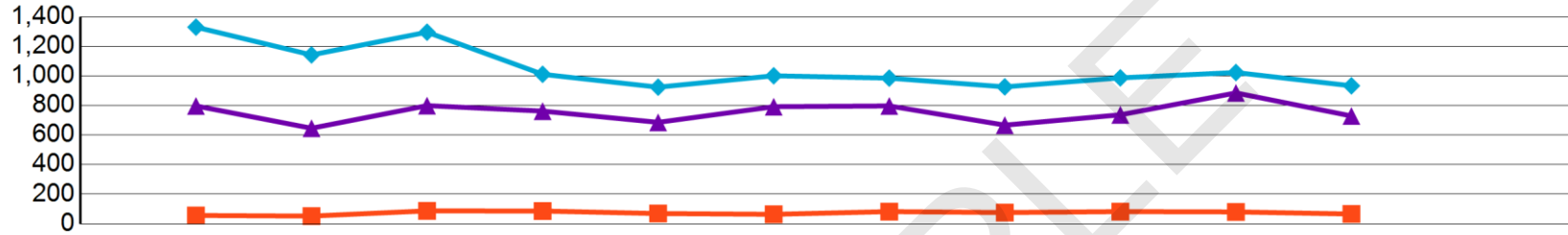
## RX Sold Trend by Month



	Jan	Feb	Mar	Apr	May	Jun	Jul	Aug	Sep	Oct	Nov	Dec	Total
◆ Brand	240	199	207	189	158	182	204	172	283	303	238		2,375
■ Generic	1,943	1,641	1,975	1,670	1,521	1,675	1,660	1,497	1,523	1,685	1,490		18,280

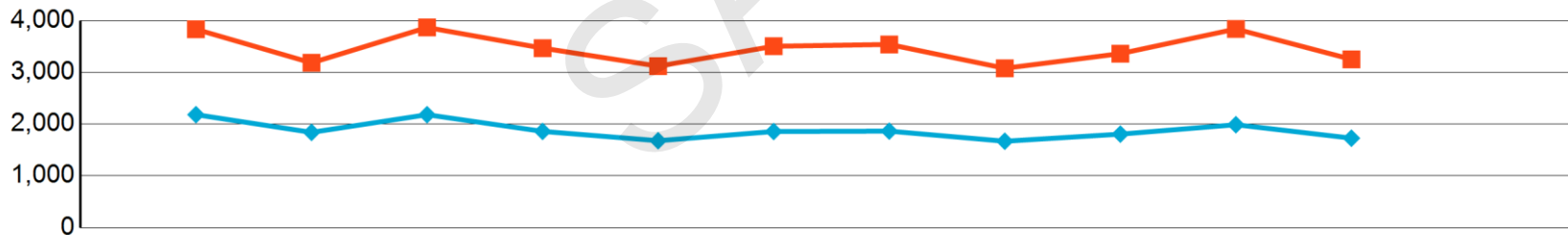
# Pharmacy Utilization – RX Days Supply

## RX Days Supply Trend (30 - 60 - 90 Days Supply)



	Jan	Feb	Mar	Apr	May	Jun	Jul	Aug	Sep	Oct	Nov	Dec	Total
◆ 30	1,330	1,142	1,296	1,011	924	1,001	985	926	987	1,023	933		11,558
■ 60	56	52	87	86	69	64	82	76	82	80	66		800
▲ 90	797	646	799	762	686	792	797	667	737	885	729		8,297

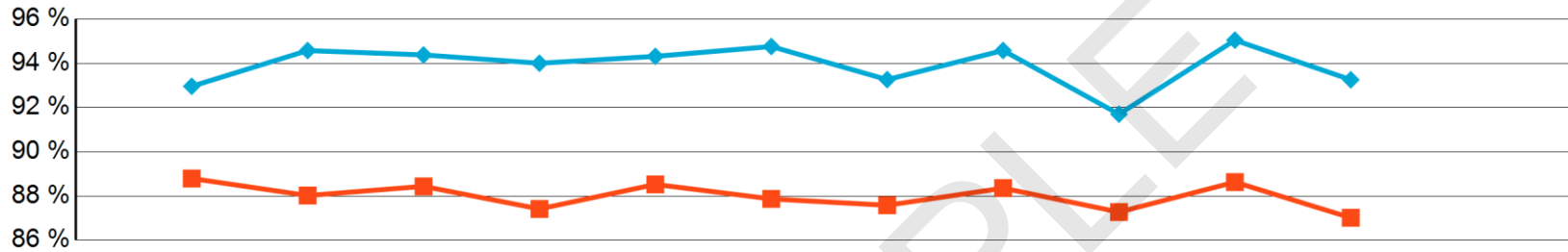
## RX Sold - 30 Day Equivalent



	Jan	Feb	Mar	Apr	May	Jun	Jul	Aug	Sep	Oct	Nov	Dec	Total
◆ RX Amount	2,183	1,840	2,182	1,859	1,679	1,857	1,864	1,669	1,806	1,988	1,728		20,655
■ 30 Day Equivalent	3,833	3,184	3,867	3,469	3,120	3,505	3,540	3,079	3,362	3,838	3,252		38,049

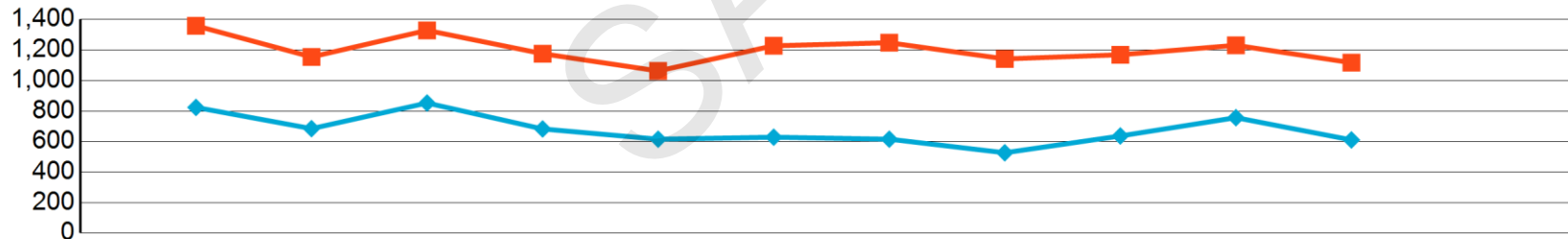
# Pharmacy Utilization - Onsite vs. Offsite

## Generic Dispensing Rate Prescribers - Onsite vs. Offsite



	Jan	Feb	Mar	Apr	May	Jun	Jul	Aug	Sep	Oct	Nov	Dec	Avg
◆ % Onsite	93 %	95 %	94 %	94 %	94 %	95 %	93 %	95 %	92 %	95 %	93 %		94 %
■ % Offsite	89 %	88 %	88 %	87 %	89 %	88 %	88 %	88 %	87 %	89 %	87 %		88 %

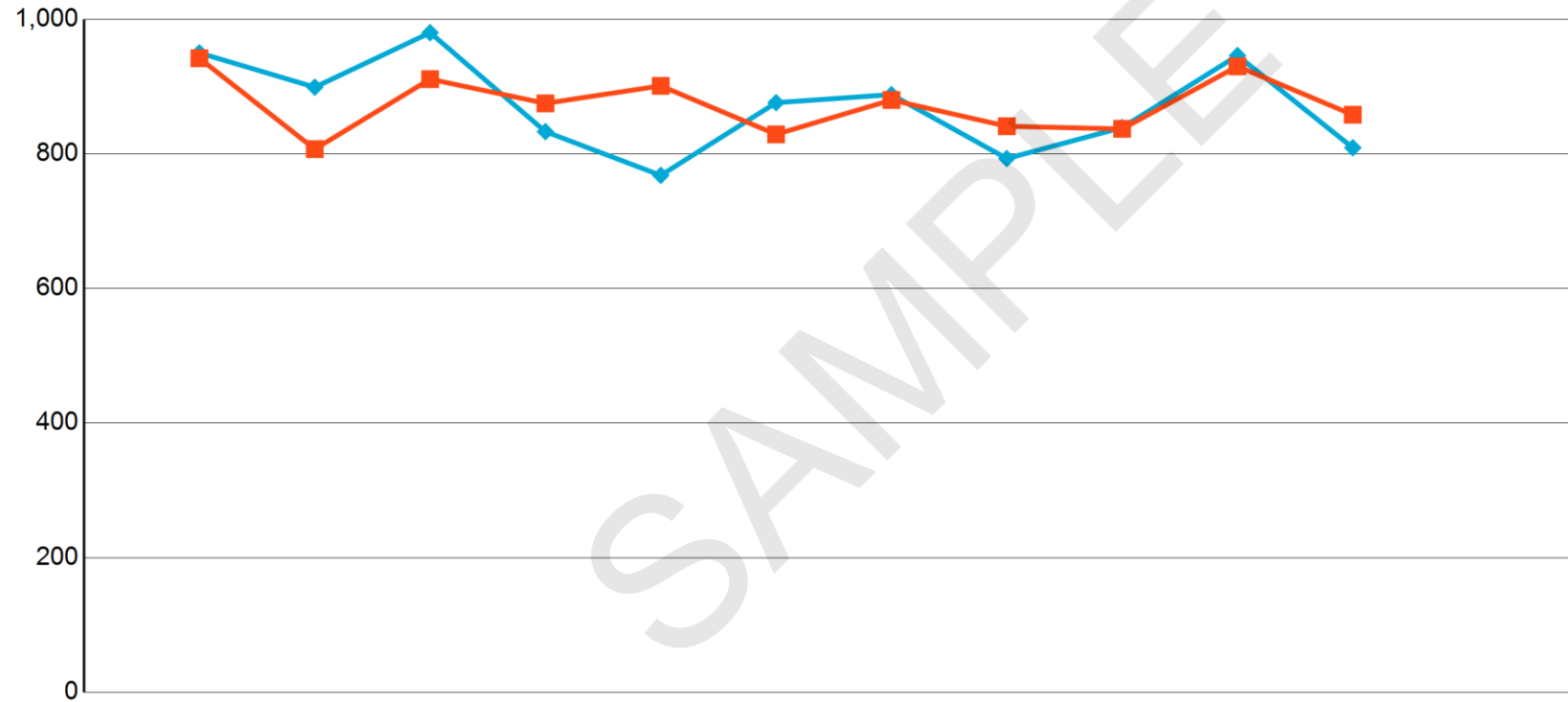
## Total Prescribers Onsite vs. Offsite



	Jan	Feb	Mar	Apr	May	Jun	Jul	Aug	Sep	Oct	Nov	Dec	Total
◆ Onsite	824	685	853	683	616	629	616	527	637	757	611		7,438
■ Offsite	1,359	1,155	1,329	1,176	1,063	1,228	1,248	1,142	1,169	1,231	1,117		13,217

# Pharmacy Dashboard

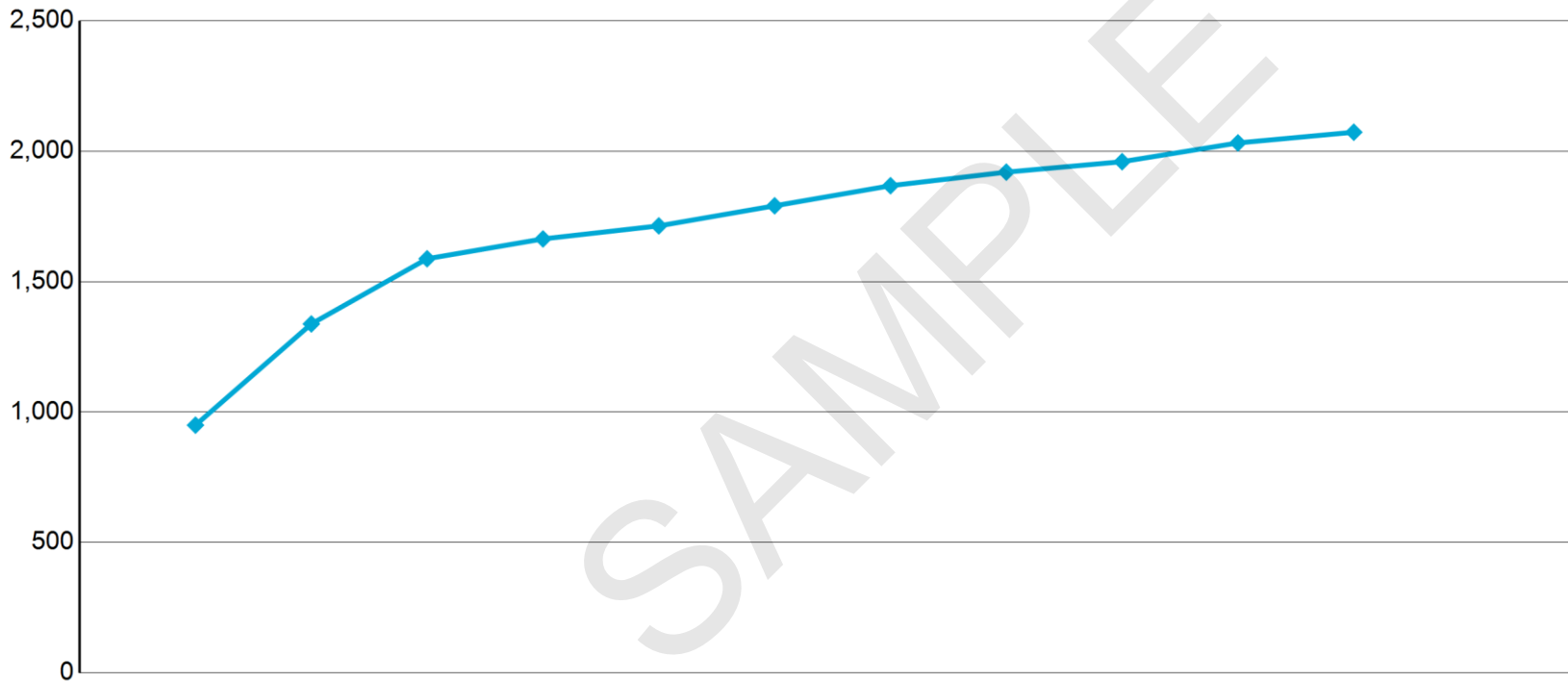
## Pharmacy Unique Patients Per Month



	Jan	Feb	Mar	Apr	May	Jun	Jul	Aug	Sep	Oct	Nov	Dec	YTD
◆ 2020	950	899	980	833	768	876	888	793	839	946	809		2,073
■ 2019	942	807	911	875	901	829	880	841	837	930	858		2,166

# Pharmacy Utilization - Unique Patients

## Pharmacy Cumulative Unique Patients YTD



	Jan	Feb	Mar	Apr	May	Jun	Jul	Aug	Sep	Oct	Nov	Dec
◆ Unique Patients	950	1,338	1,588	1,664	1,714	1,791	1,868	1,920	1,960	2,032	2,073	

*\*Unique Patients- Represents the number of individual patients who have filled a prescription at the pharmacy during a specified time period.*

# Pharmacy Utilization – Current Month Top 25 Medications

By Script Volume				
Rank	Medication	AHFS 4	Amount	Quantity
1	LEVOTHYROXINE SODIUM	Thyroid and Antithyroid		59
2	AMPHETAMINE/DEXTROAMPHETA	Anorexigenic and Respiratory and CNS Stimulants		39
3	FLUCELVAX QUADRIVALENT 20	Vaccines		31
4	GABAPENTIN	Anticonvulsants		25
5	ATORVASTATIN CALCIUM	Antilipemic		25
6	LISINOPRIL	Renin-Angiotensin-Aldosterone Sys Inhib		23
7	SERTRALINE HCL	Psychotherapeutic		23
8	HYDROCODONE/ACETAMINOPHEN	Analgesics and Antipyretics		22
9	ESCITALOPRAM OXALATE	Psychotherapeutic		22
10	VENLAFAXINE HCL ER	Psychotherapeutic		21
11	MONTELUKAST SODIUM	Anti-inflammatory		20
12	OMEPRAZOLE	Antiulcer and Acid Suppressants		19
13	FLUTICASONE PROPIONATE	Anti-inflammatory		19
14	AMLODIPINE BESYLATE	Calcium-Channel Blocking		19
15	ALBUTEROL SULFATE HFA	Sympathomimetic (Adrenergic)		18
16	ESTRADIOL	Estrogens and Antiestrogens		18
17	BUPROPION HYDROCHLORIDE E	Psychotherapeutic		17
18	LOSARTAN POTASSIUM	Renin-Angiotensin-Aldosterone Sys Inhib		17
19	LAMOTRIGINE	Anticonvulsants		17
20	SHINGRIX	Vaccines		17
21	VALACYCLOVIR HCL	Antivirals		17
22	ROSUVASTATIN CALCIUM	Antilipemic		16
23	ZOLPIDEM TARTRATE	Anxiolytics, Sedatives, and Hypnotics		15
24	METOPROLOL SUCCINATE ER	beta-Adrenergic Blocking		15
25	MELOXICAM	Analgesics and Antipyretics		15
Total Volume for Top 25				549
% of Total Monthly Medication Volume				35 %

\*Generic Medications  
 \*Brand Medications  
 \*Specialty Medications

By Cost				
Rank	Medication	AHFS 4	Quantity	Amount
1	HUMIRA PEN	Disease-modifying Antirheumatic Drugs	3	
2	ICATIBANT ACETATE	Complement Inhibitors	1	
3	HUMIRA	Disease-modifying Antirheumatic Drugs	2	
4	SIMPONI	Disease-modifying Antirheumatic Drugs	3	
5	GLATOPA	Immunomodulatory	2	
6	TRULICITY	Antidiabetic	5	
7	AVONEX PEN	Immunomodulatory	1	
8	INVOKANA	Antidiabetic	6	
9	ENBREL	Disease-modifying Antirheumatic Drugs	1	
10	ENBREL SURECLICK	Disease-modifying Antirheumatic Drugs	1	
11	JARDIANCE	Antidiabetic	5	
12	ZYFLO	Anti-inflammatory	1	
13	XELJANZ XR	Disease-modifying Antirheumatic Drugs	1	
14	VYVANSE	Anorexigenic and Respiratory and CNS Stimulants	11	
15	FORTEO	Parathyroid and Antiparathyroid	1	
16	ONETOUCH ULTRA BLUE	Diabetes Mellitus	3	
17	BYDUREON BCISE	Antidiabetic	2	
18	SHINGRIX	Vaccines	17	
19	DESCOVY	Antivirals	2	
20	FREESTYLE LIBRE 14 DAY/SE	Devices	9	
21	BYSTOLIC	beta-Adrenergic Blocking	3	
22	DUPIXENT	Skin and Mucous Membrane, Misc	1	
23	REXULTI	Psychotherapeutic	2	
24	INSULIN LISPRO	Antidiabetic	2	
25	FLOVENT HFA	Adrenals	4	
*Total Dollar Amount for Top 25			89	
% of Total Monthly Medication Spend			6 %	

\*Reflects Client Cost Less Copay

# Pharmacy Utilization - YTD Top 25 Medications / Supplies

By Script Volume				
Rank	Medication	AHFS 4	Amount	Quantity
1	LEVOTHYROXINE SODIUM	Thyroid and Antithyroid		582
2	AMPHETAMINE/DEXTRAMPHETA	Anorexigenic and Respiratory and CNS Stimulants		388
3	FLUTICASONE PROPIONATE	Anti-inflammatory		297
4	LISINAPRIL	Renin-Angiotensin-Aldosterone Sys Inhib		286
5	ATORVASTATIN CALCIUM	Antilipemic		285
6	HYDROCODONE/ACETAMINOPHEN	Analgesics and Antipyretics		279
7	ESCITALOPRAM OXALATE	Psychotherapeutic		268
8	SERTRALINE HCL	Psychotherapeutic		259
9	BUPROPION HCL XL	Psychotherapeutic		257
10	LOSARTAN POTASSIUM	Renin-Angiotensin-Aldosterone Sys Inhib		243
11	TRAZODONE HCL	Psychotherapeutic		243
12	GABAPENTIN	Anticonvulsants		241
13	AMLODIPINE BESYLATE	Calcium-Channel Blocking		229
14	ALBUTEROL SULFATE HFA	Sympathomimetic (Adrenergic)		227
15	ESTRADIOL	Estrogens and Antiestrogens		209
16	MONTELUKAST SODIUM	Anti-inflammatory		209
17	ZOLPIDEM TARTRATE	Anxiolytics, Sedatives, and Hypnotics		199
18	VALACYCLOVIR HCL	Antivirals		194
19	OMEPRAZOLE	Antiulcer and Acid Suppressants		190
20	LORAZEPAM	Anxiolytics, Sedatives, and Hypnotics		173
21	CYCLOBENZAPRINE HCL	Skeletal Muscle Relaxants		171
22	ROSUVASTATIN CALCIUM	Antilipemic		167
23	FLUOXETINE HCL	Psychotherapeutic		160
24	SUDOGEST 12 HOUR	Sympathomimetic (Adrenergic)		158
25	METFORMIN HCL	Antidiabetic		157
	Total Volume for Top 25			6,071
	% of Total YTD Medication Volume			33 %

\*Generic Medications  
 \*Brand Medications  
 \*Specialty Medications

By Cost				
Rank	Medication	AHFS 4	Quantity	Amount
1	HUMIRA PEN	Disease-modifying Antirheumatic Drugs	29	
2	HUMIRA	Disease-modifying Antirheumatic Drugs	20	
3	ICATIBANT 30MG/3ML INJ, 3	Complement Inhibitors	4	
4	ENBREL SURECLICK	Disease-modifying Antirheumatic Drugs	19	
5	SIMPONI	Disease-modifying Antirheumatic Drugs	25	
6	AVONEX PEN	Immunomodulatory	11	
7	EPCLUSA	Antivirals	3	
8	GLATOPA	Immunomodulatory	12	
9	ENBREL	Disease-modifying Antirheumatic Drugs	12	
10	TRULICITY	Antidiabetic	41	
11	ICATIBANT ACETATE	Complement Inhibitors	4	
12	ZYFLO	Anti-inflammatory	12	
13	JARDIANCE	Antidiabetic	51	
14	VYVANSE	Anorexigenic and Respiratory and CNS Stimulants	104	
15	VICTOZA	Antidiabetic	38	
16	DEXCOM G6 SENSOR	Devices	42	
17	CIMZIA	Disease-modifying Antirheumatic Drugs	10	
18	FORTEO	Parathyroid and Antiparathyroid	10	
19	DESCOVY	Antivirals	22	
20	FREESTYLE LIBRE 14 DAY/SE	Devices	105	
21	REXULTI	Psychotherapeutic	22	
22	XARELTO	Antithrombotic	33	
23	INVOKANA	Antidiabetic	25	
24	ZORTRESS	Immunosuppressive	9	
25	HUMALOG	Antidiabetic	8	
	*Total Dollar Amount for Top 25		671	\$
	% of Total YTD Medication Spend		4	%

\*Reflects Client Cost Less Copay