

Central Oregon Monthly COVID-19 Report

Aug 28th, 2025*

***Note:** COVID-19 Report released weekly during the **respiratory illness season** (generally from mid-Oct through May)



COVID-19 Surveillance Summary

	8/3-8/9/25 (Week 32)	8/10/25-8/16/25 (Week 33)	8/17-8/23/25 (Week 34)	Cumulative 2024-2025 season*
Total number of COVID-19 tests from reporting labs	267	308	336	26,102
Number of positive COVID-19 tests (% +)	25(9.4%)	40(13.0%)	48(14.3%)	1,195(4.6%)

*As of current MMWR week; MMWR=Morbidity & Mortality Weekly Report (CDC); **Data for week 26 incomplete due to missing data from a participating local laboratory facility

Weekly # of reported COVID-19 tests and proportion of positive tests in Central Oregon, 2024-2025

Note: Reporting for COVID-19 cases has changed with the end of the federal public health emergency. Therefore, reporting individual positive cases of COVID-19 is no longer required in the U.S. The current COVID-19 report uses the NREVSS surveillance system described in the footnote.

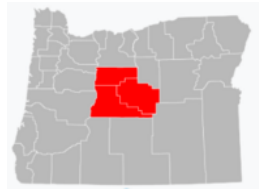


Image above from [CreativeCommons](#)

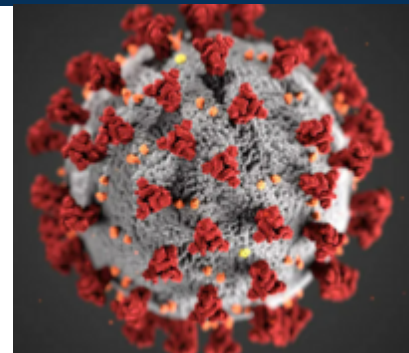
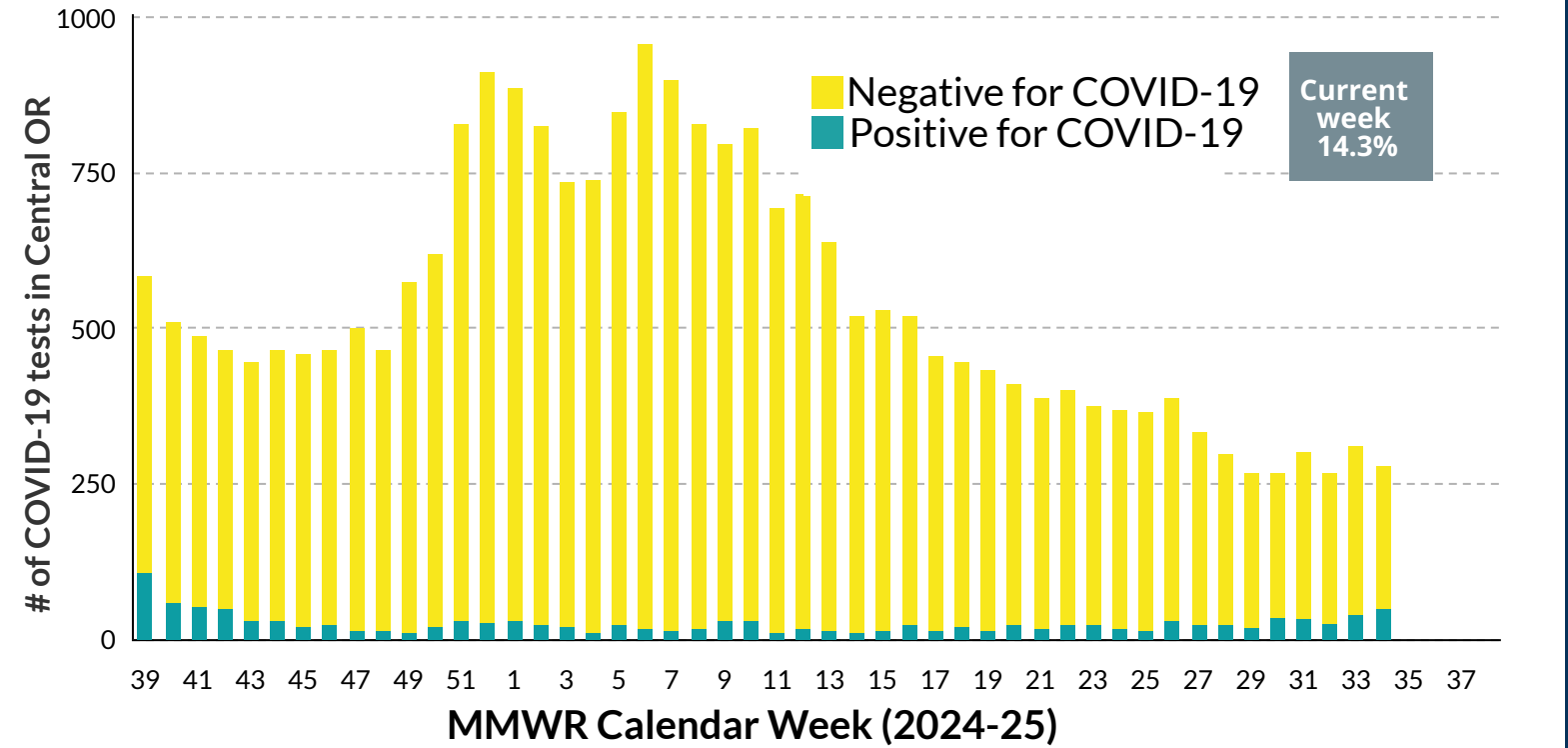


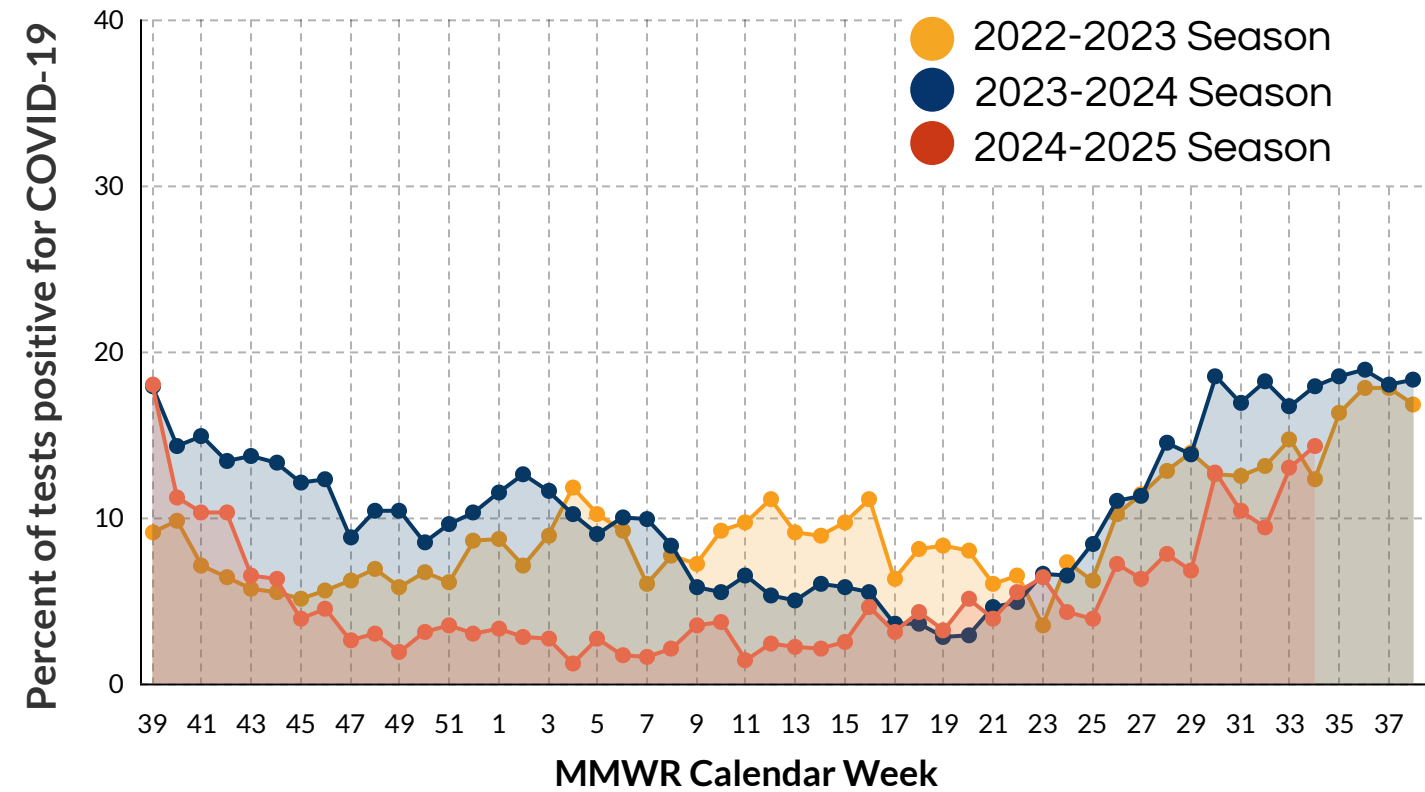
Image above from [CDC](#)



Data Source for Central OR lab reporting (graphic above & directly below): National Respiratory & Enteric Virus Surveillance System (NREVSS), a laboratory-based system that monitors temporal & geographic circulation patterns (occurring in a certain time/place) for an array of respiratory viruses. Participating laboratories (including a few in Central OR) report the total # of weekly aggregated tests; aggregated positive tests; along with specimen type/location & week of collection.

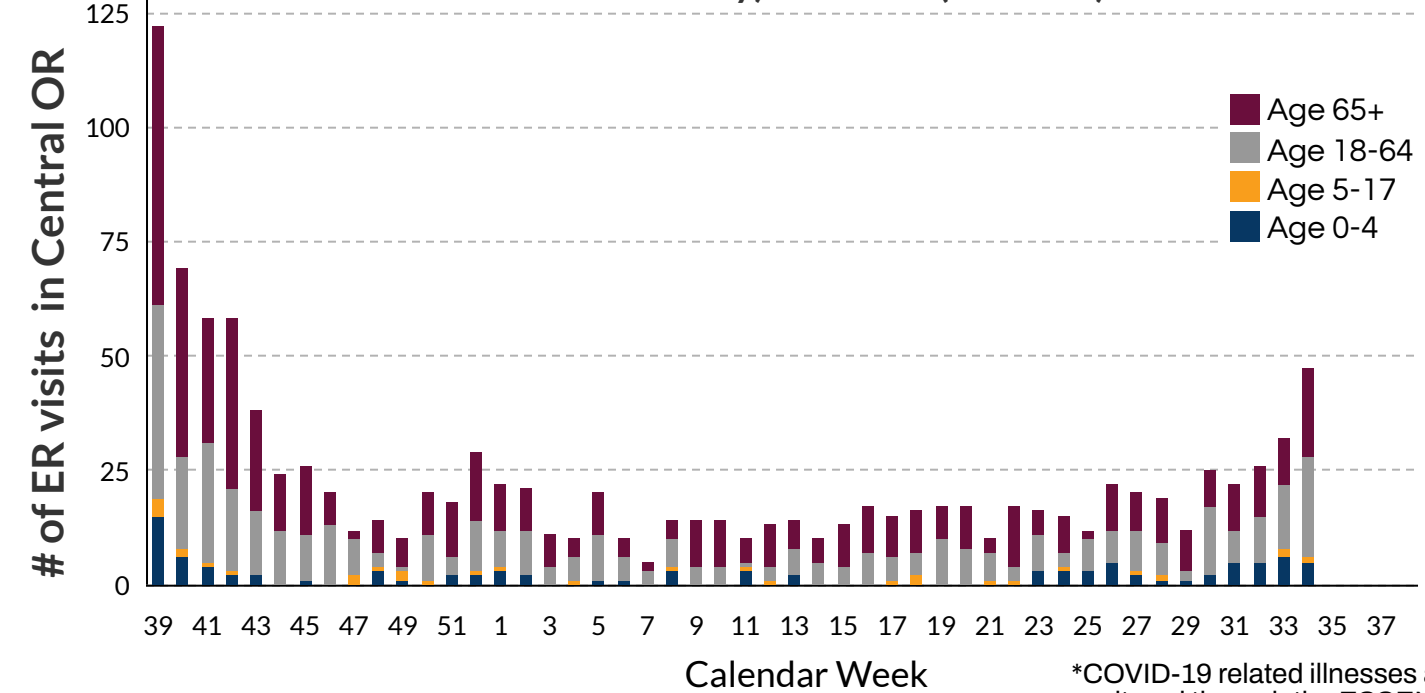
Definitions: MMWR=Morbidity & Mortality Weekly Report; MMWR weeks represent the week of the epidemiologic year for which the National Notifiable Diseases Surveillance System disease report is assigned by the reporting local or state health department for purposes of MMWR disease incidence reporting/publishing. From the above, starting week 1 (far left) corresponds to Sept 22nd-28th, 2024

Percent of reported COVID-19 tests positive by MMWR week, 2022-2025



Note: For the 2024-25 season, calendar week 39=9/22-9/28/24; MMWR=Morbidity & Mortality Weekly Report (CDC)

Number of Emergency Department (ED) and Urgent Care (UC) visits for COVID-19 like illness* by age group and week among Central Oregon (Crook, Deschutes, and Jefferson County) residents (2024-25)



of ED/UC visits by county for COVID-19 like illness

	Last Week	This Week
Crook County residents	6	9
Deschutes County residents	23	27
Jefferson County residents	**	11

*COVID-19 related illnesses are monitored through the ESSENCE (Oregon) syndromic surveillance database. This report includes visits by Crook, Deschutes, and Jefferson County residents to any ER across the state of Oregon.

Note: ** indicates that data is not shown due to small numbers (counts <=5 not displayed to protect confidentiality)