

Central Oregon Weekly RSV Report

March 10th, 2025

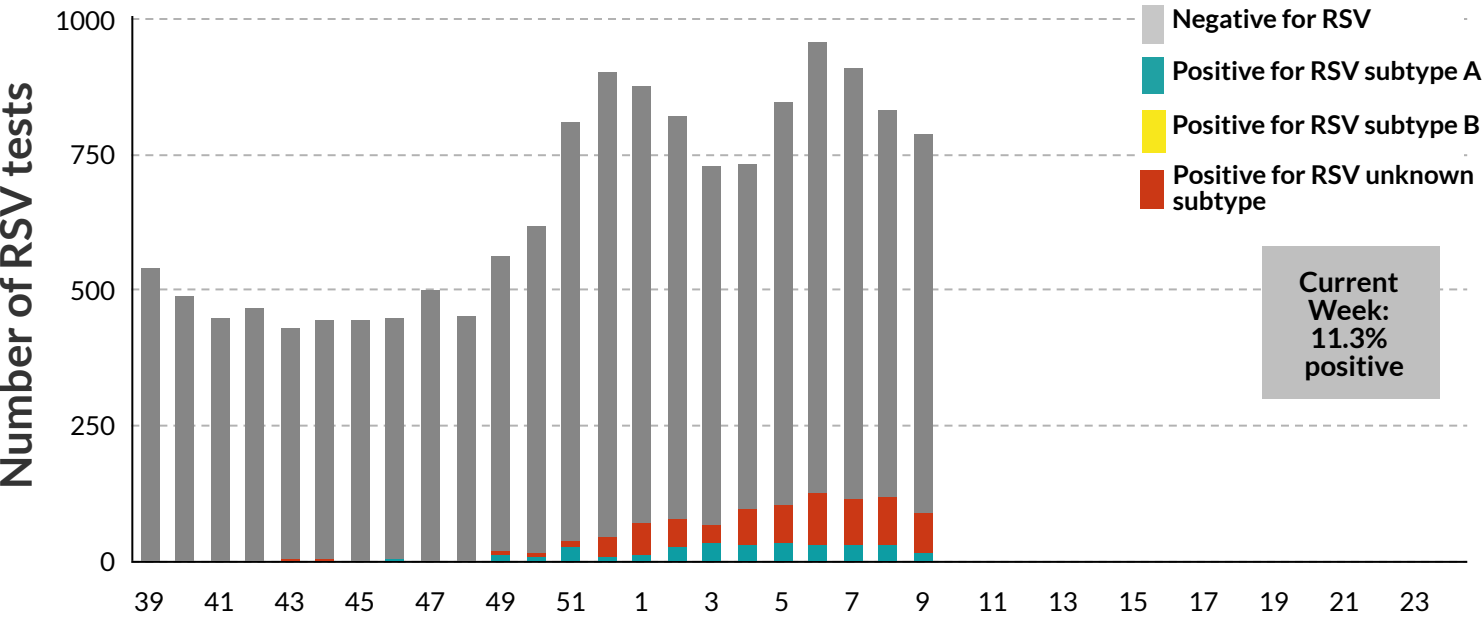


Respiratory Syncytial Virus (RSV) Surveillance Summary

	2/9-2/15/25 (Week 7)	2/16-2/22/25 (Week 8)	2/23-3/1/25 (Week 9)	Cumulative 2024-2025 season*
Total number of RSV tests from reporting labs	909	832	787	15,034
Number of positive RSV tests (% positive)	115(12.7%)	117(14.1%)	89(11.3%)	986(6.6%)
Number of Type A positive RSV tests (% of all positive tests)	30(26.1%)	30(25.6%)	16(18.0%)	292(29.6%)
Number of Type B positive RSV tests (% of all positive tests)	0(0.0%)	0(0.0%)	0(0.0%)	0(0.0%)
Number of Unknown Subtype positive RSV tests (% of all positive tests)	85(73.9%)	87(74.4%)	73(82.0%)	694(70.4%)

*As of current MMWR week; MMWR=Morbidity & Mortality Weekly Report (CDC); n/a=not available for current season

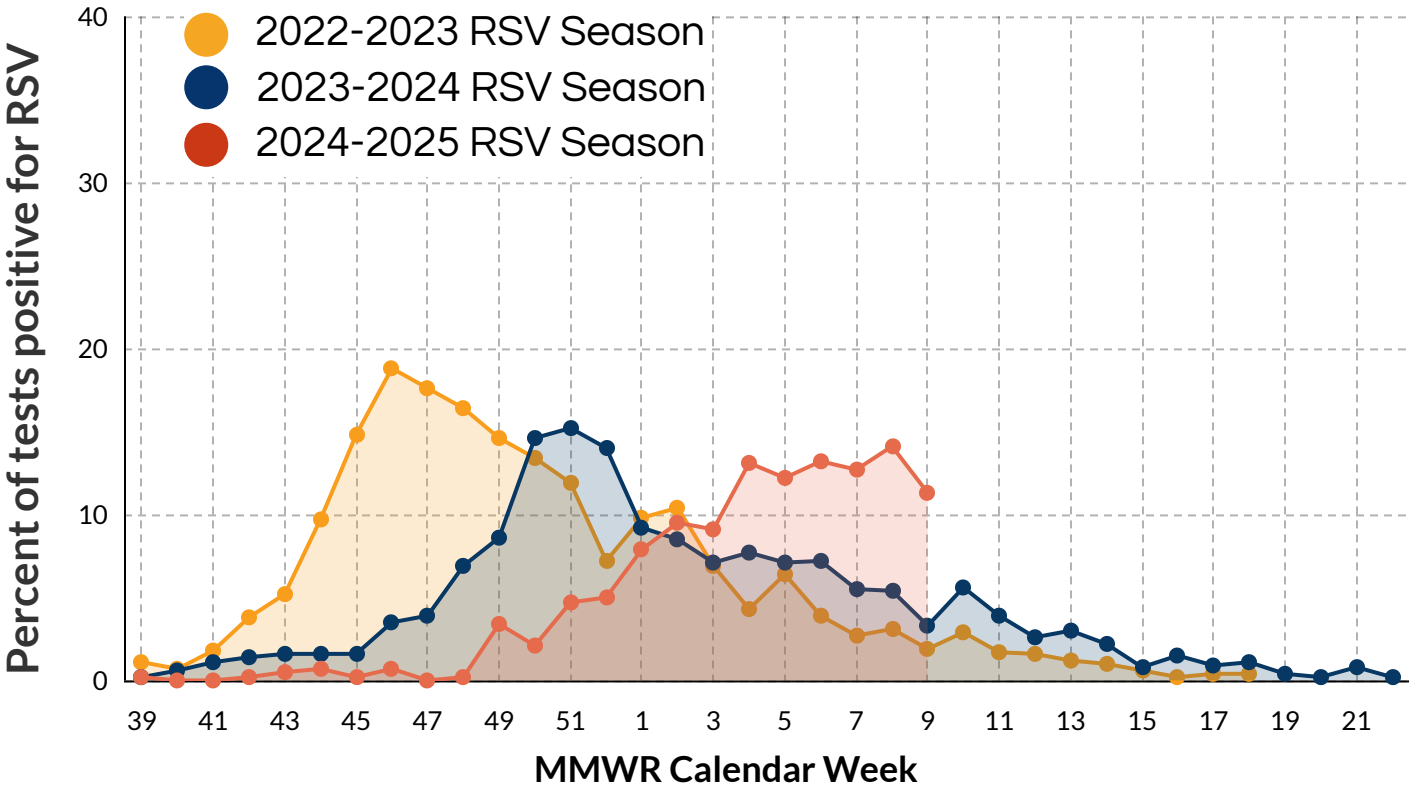
Weekly number of reported RSV tests and proportion of positive tests



MMWR Calendar Week (2024-2025)

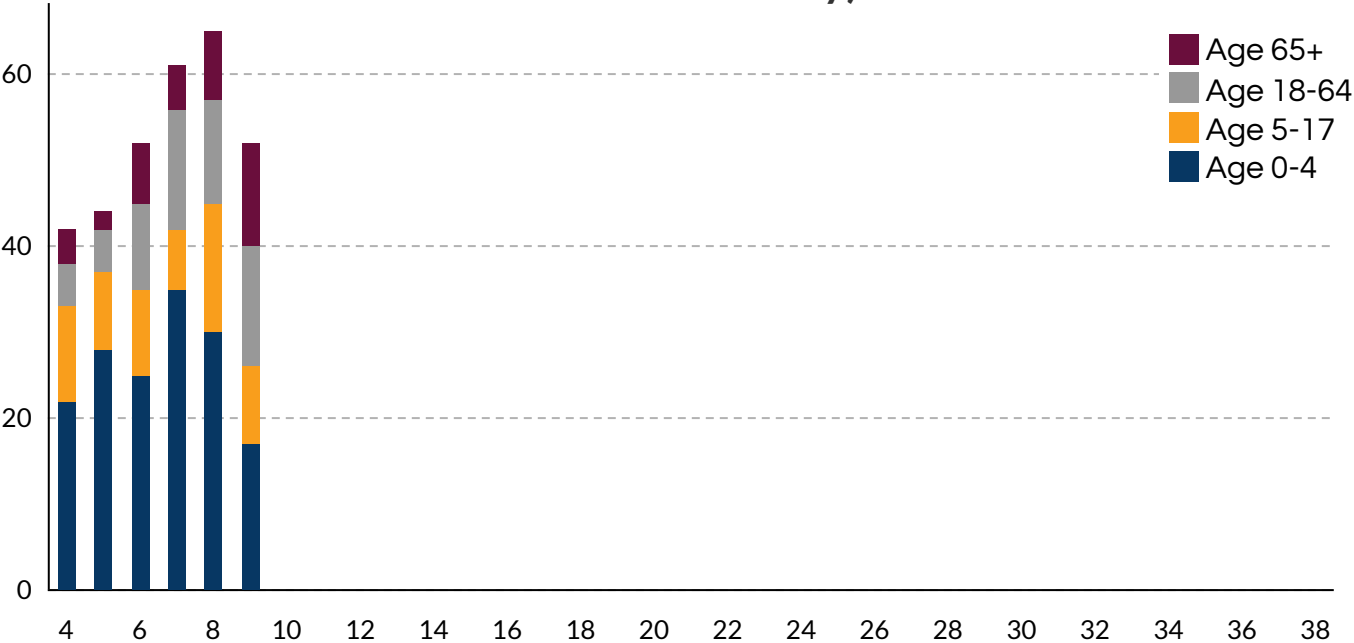
Data Source for Central OR lab reporting (graphic above & directly below): National Respiratory & Enteric Virus Surveillance System (NREVSS), a laboratory-based system that monitors temporal & geographic circulation patterns (occurring in a certain time/place) for an array of respiratory viruses. Participating laboratories (including a few in Central OR) report the total # of weekly aggregated tests; aggregated positive tests; along with specimen type/location & week of collection. From the above, week 38 corresponds to September 17-23, 2023.

Percent of reported RSV tests positive by MMWR week, 2022-2025



Note: For the 2024-25 season, calendar week 39=9/22-9/28/24; MMWR=Morbidity & Mortality Weekly Report (CDC)

Number of Emergency Room (ER) visits due to Respiratory Syncytial Virus (RSV)* by age group and week among Central Oregon (Crook, Deschutes, and Jefferson County) residents



Number of ILI ER visits by county

	Last week	This week
Crook County residents	15	16
Deschutes County residents	40	19
Jefferson County residents	10	17

*RSV is monitored through the ESSENCE (Oregon) syndromic surveillance database. This report includes visits by Crook, Deschutes, and Jefferson County residents to any ER across the state of Oregon.
Note: '**' indicates that data is not shown due to small numbers (counts <=5 not displayed to protect confidentiality)