

Central Oregon Weekly Flu Report

November 25th, 2024

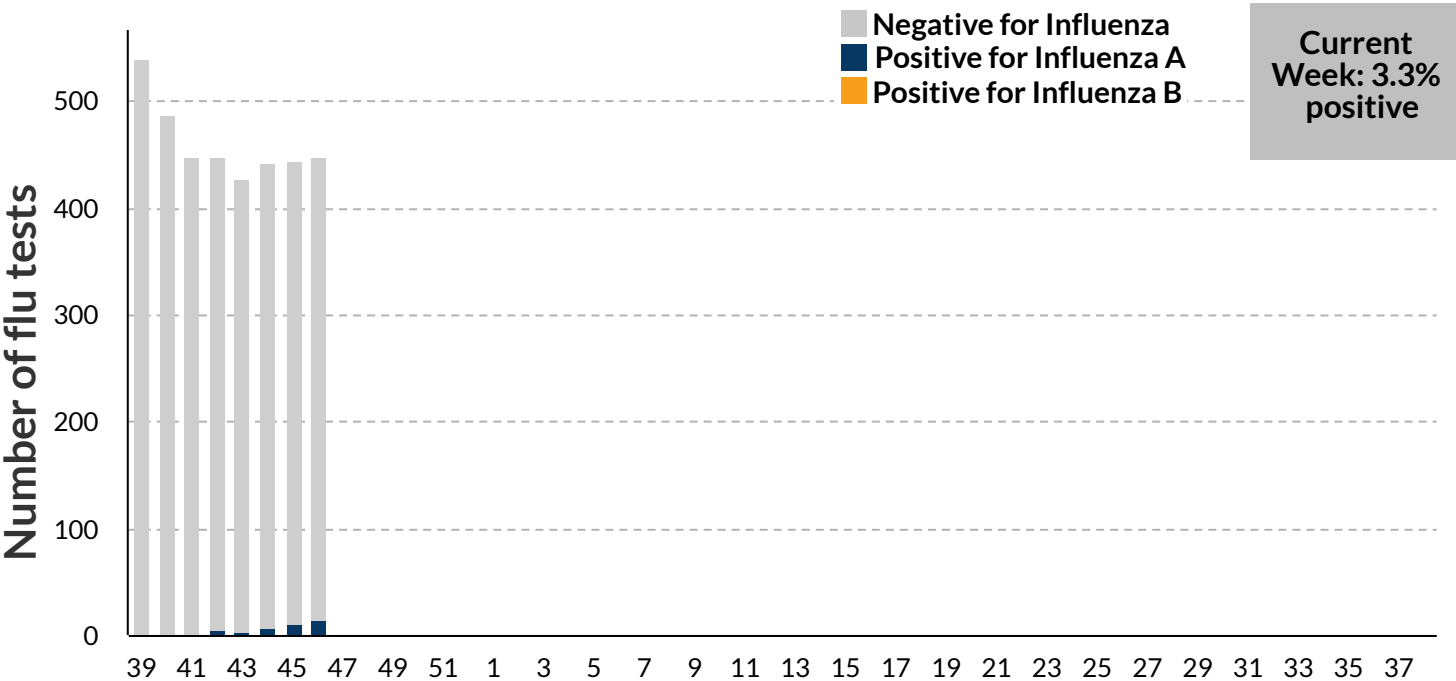


Flu Surveillance Summary

	10/27-11/2/24 (Week 44)	11/3-11/9/24 (Week 45)	11/10-11/16/24 (Week 46)	Cumulative 2024-2025 flu season*
Total number of influenza tests from reporting labs	443	445	448	3,686
Number of positive influenza tests (% positive)	7(1.6%)	12(2.7%)	13(3.3%)	48(1.3%)
Number of Type A positive influenza tests (% of all positive tests)	7(100.0%)	12(100.0%)	13(86.7%)	45(93.8%)
Number of Type B positive influenza tests (% of all positive tests)	0(0.0%)	0(0.0%)	2(13.3%)	3(6.3%)

*As of current MMWR week; MMWR=Morbidity & Mortality Weekly Report (CDC); 2024-2025 season start date 9/22-9/28/24

Weekly number of reported flu tests and proportion of positive tests

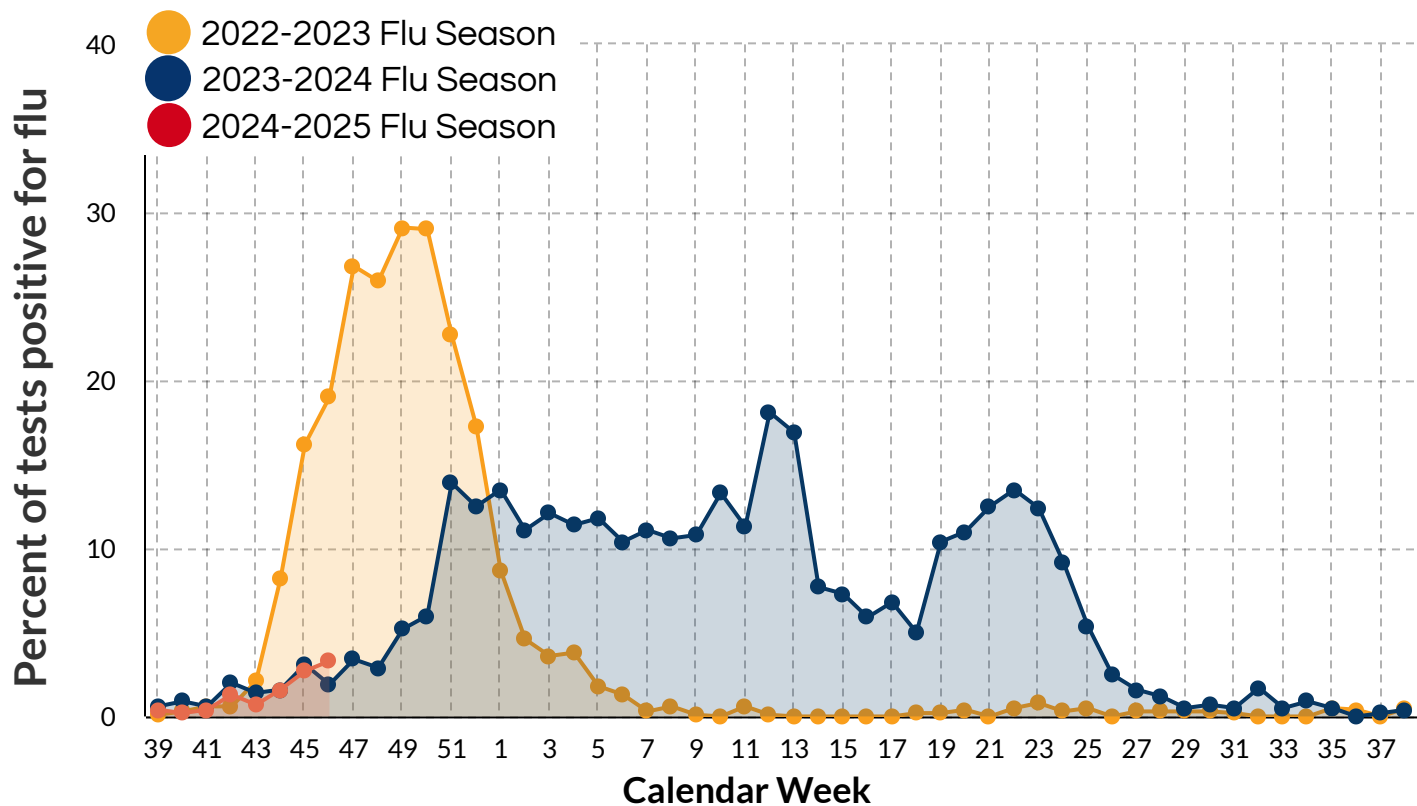


Calendar Week (2023-2024)

Data Source for Central OR lab reporting (graphic above & directly below): National Respiratory & Enteric Virus Surveillance System (NREVSS), a laboratory-based system that monitors temporal & geographic circulation patterns (occurring in a certain time/place) for an array of respiratory viruses. Participating laboratories (including a few in Central OR) report the total # of weekly aggregated tests; aggregated positive tests; along with specimen type/location & week of collection.

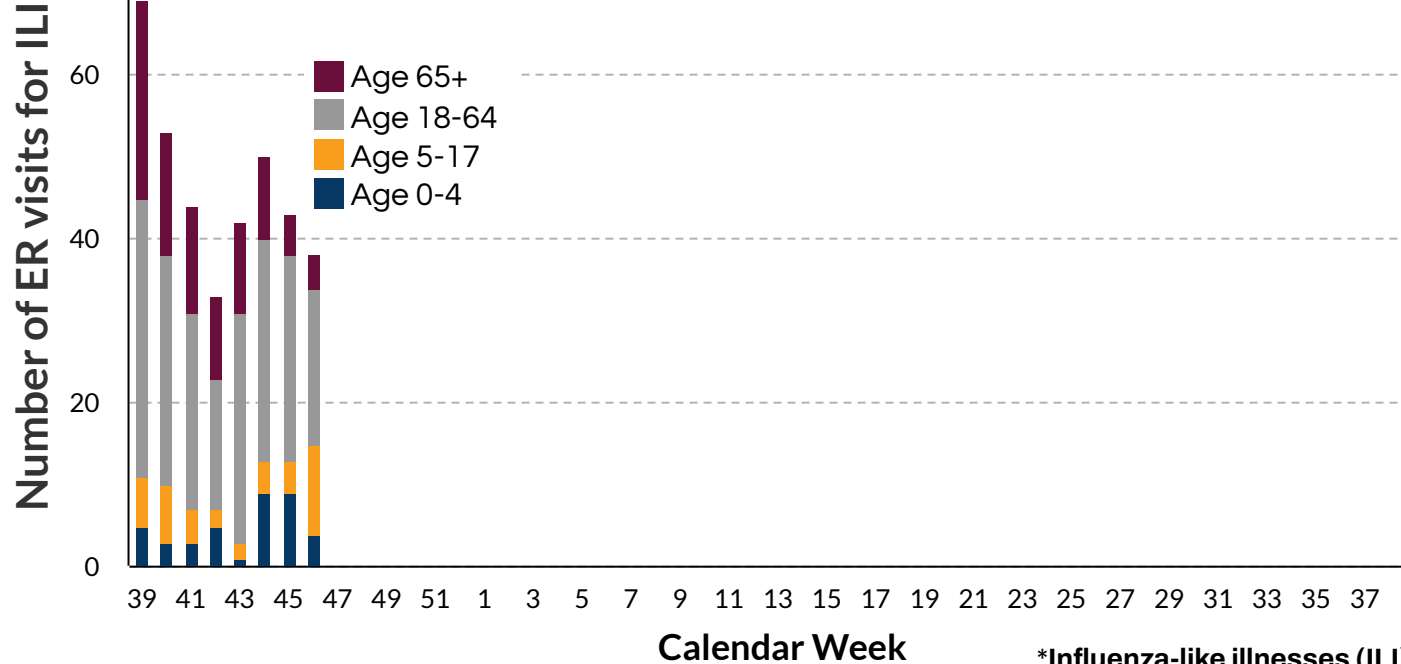
Definitions: MMWR=Morbidity & Mortality Weekly Report; MMWR weeks represent the week of the epidemiologic year for which the *National Notifiable Diseases Surveillance System* disease report is assigned by the reporting local or state health department for purposes of MMWR disease incidence reporting/publishing. From the above, week 38 corresponds to September 17-23, 2023.

Percent of reported flu tests positive by week, 2022-2025



Note: For the 2024-25 season, calendar week 39=9/22-9/28/24; MMWR=Morbidity & Mortality Weekly Report (CDC)

Number of Emergency Room (ER) visits due to influenza-like illness (ILI)* by age group and week among Central Oregon (Crook, Deschutes, and Jefferson County) residents (2023-2024)



Number of ILI ER visits by county

	Last week	This week
Crook County residents	16	**
Deschutes County residents	22	23
Jefferson County residents	13	16

*Influenza-like illnesses (ILI) are monitored through the ESSENCE (Oregon) syndromic surveillance database. This report includes visits by Crook, Deschutes, and Jefferson County residents to any ER across the state of Oregon.

Note: *** indicates that data is not shown due to small numbers (counts <=5 not displayed to protect confidentiality)

This report is compiled by the Central Oregon Public Health Departments. Data are preliminary and might change as additional reports are received. For **Influenza Wastewater Monitoring**, please see updated OHA dashboards [here](#). Thank you to our local labs and clinics who provided data for this report. If your lab or clinic would like to submit influenza data, please reach out to flu@deschutes.org.