

Central Oregon Weekly Flu Report

October 21st, 2024

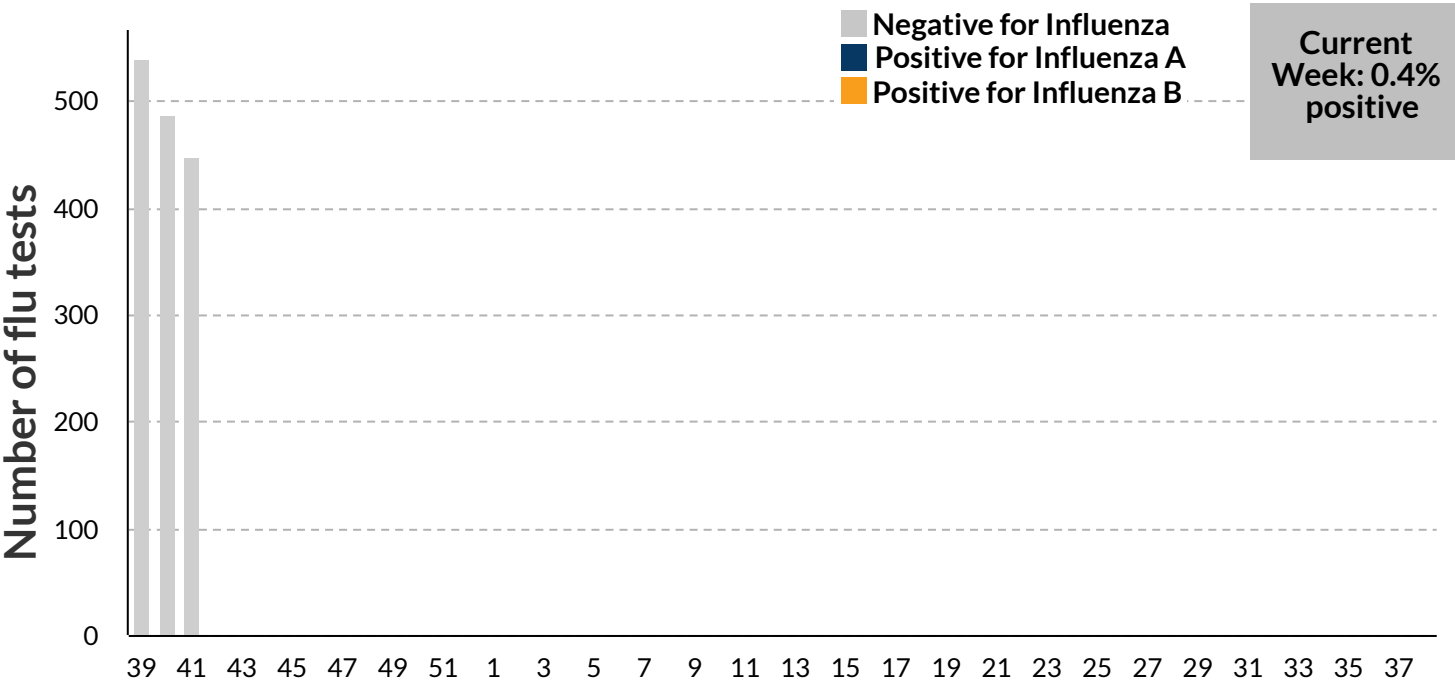


Flu Surveillance Summary

	9/22-9/28/24 (Week 39)	9/29-10/5/24 (Week 40)	10/6-10/12/24 (Week 41)	Cumulative 2024-2025 flu season*
Total number of influenza tests from reporting labs	539	488	448	1,475
Number of positive influenza tests (% positive)	2(0.4%)	1(0.2%)	2(0.4%)	5(0.3%)
Number of Type A positive influenza tests (% of all positive tests)	1(50.0%)	1(100.0%)	2(100.0%)	4(80.0%)
Number of Type B positive influenza tests (% of all positive tests)	1(50.0%)	0(0.0%)	0(0.0%)	1(20.0%)

*As of current MMWR week; MMWR=Morbidity & Mortality Weekly Report (CDC); 2024-2025 season start date 9/22-9/28/24

Weekly number of reported flu tests and proportion of positive tests

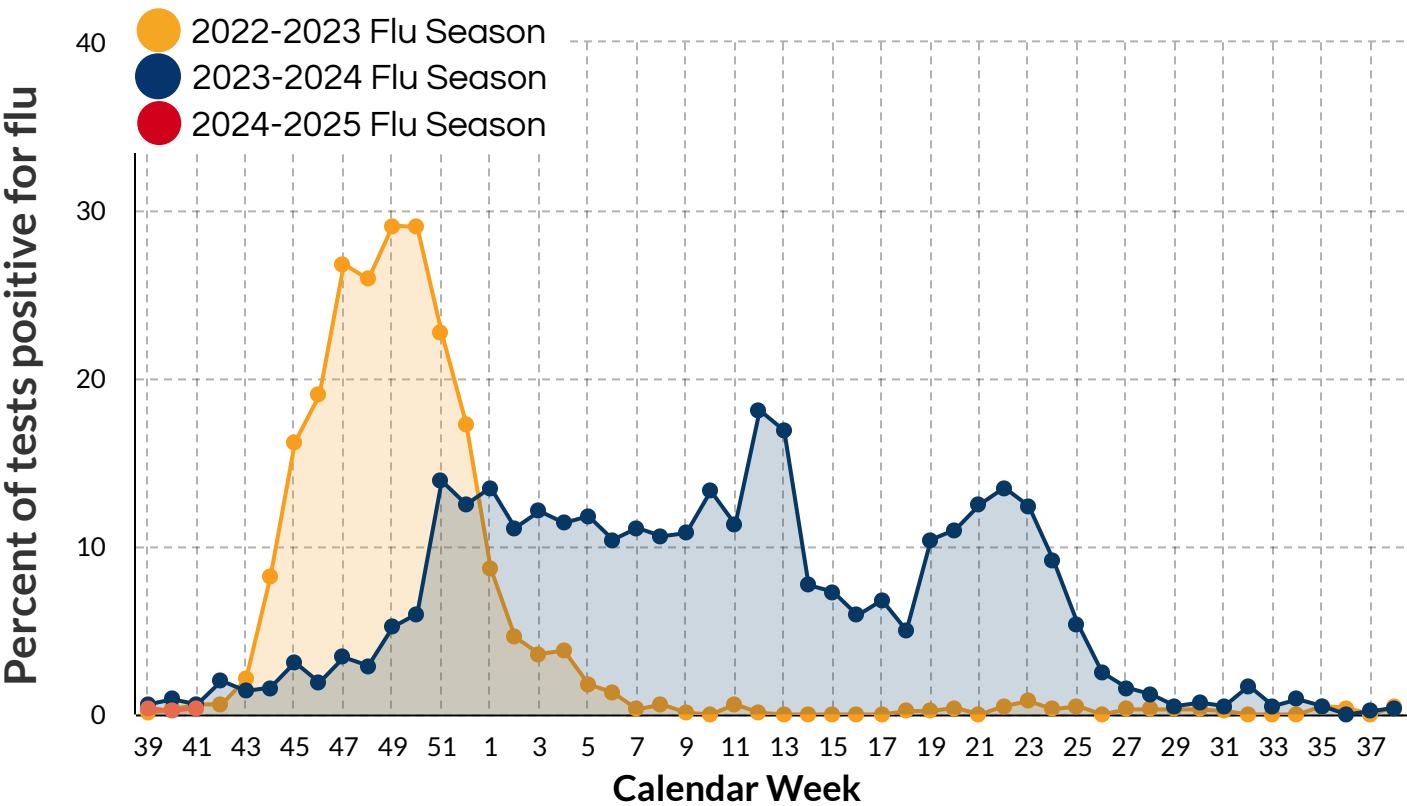


Calendar Week (2023-2024)

Data Source for Central OR lab reporting (graphic above & directly below): National Respiratory & Enteric Virus Surveillance System (NREVSS), a laboratory-based system that monitors temporal & geographic circulation patterns (occurring in a certain time/place) for an array of respiratory viruses. Participating laboratories (including a few in Central OR) report the total # of weekly aggregated tests; aggregated positive tests; along with specimen type/location & week of collection.

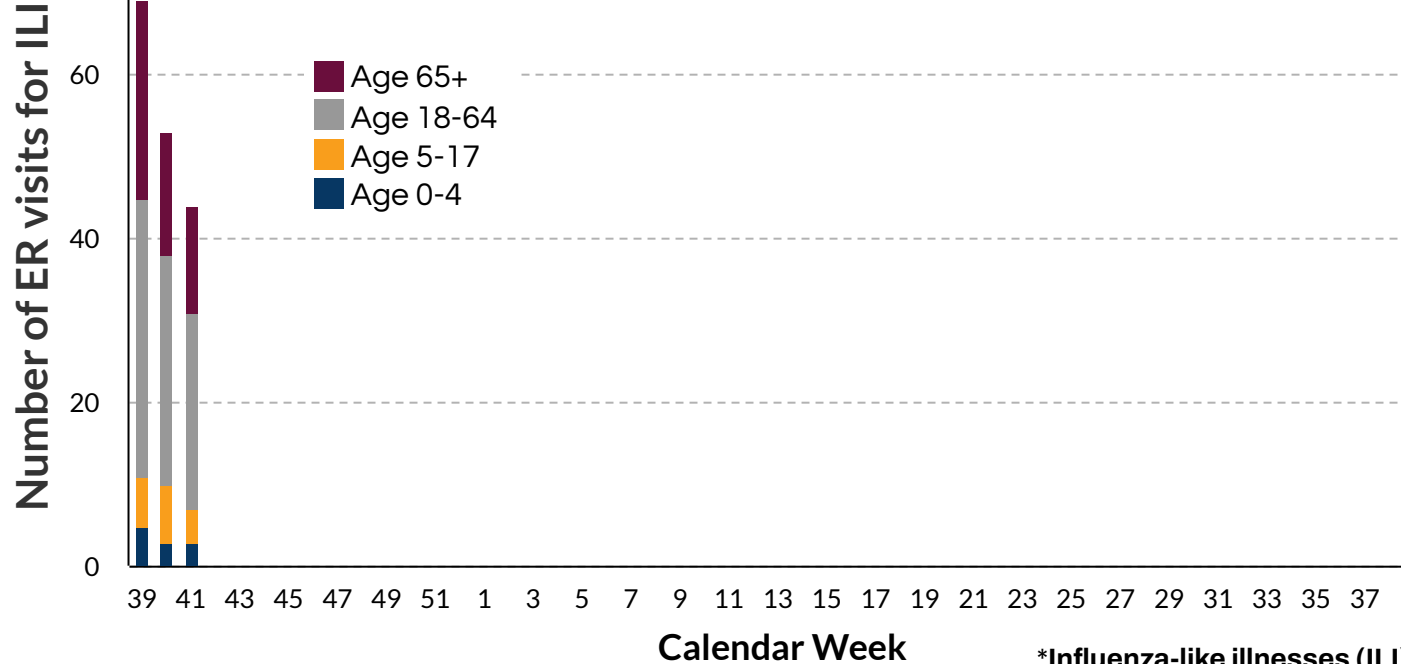
Definitions: MMWR=Morbidity & Mortality Weekly Report; MMWR weeks represent the week of the epidemiologic year for which the *National Notifiable Diseases Surveillance System* disease report is assigned by the reporting local or state health department for purposes of MMWR disease incidence reporting/publishing. From the above, week 38 corresponds to September 17-23, 2023.

Percent of reported flu tests positive by week, 2022-2025



Note: For the 2024-25 season, calendar week 39=9/22-9/28/24; MMWR=Morbidity & Mortality Weekly Report (CDC)

Number of Emergency Room (ER) visits due to influenza-like illness (ILI)* by age group and week among Central Oregon (Crook, Deschutes, and Jefferson County) residents (2023-2024)



Number of ILI ER visits by county

	Last week	This week
Crook County residents	14	7
Deschutes County residents	27	26
Jefferson County residents	12	11

***Influenza-like illnesses (ILI)** are monitored through the ESSENCE (Oregon) syndromic surveillance database. This report includes visits by Crook, Deschutes, and Jefferson County residents to any ER across the state of Oregon.

Note: *** indicates that data is not shown due to small numbers (counts <=5 not displayed to protect confidentiality)