

Central Oregon Weekly Flu Report

January 29th, 2024

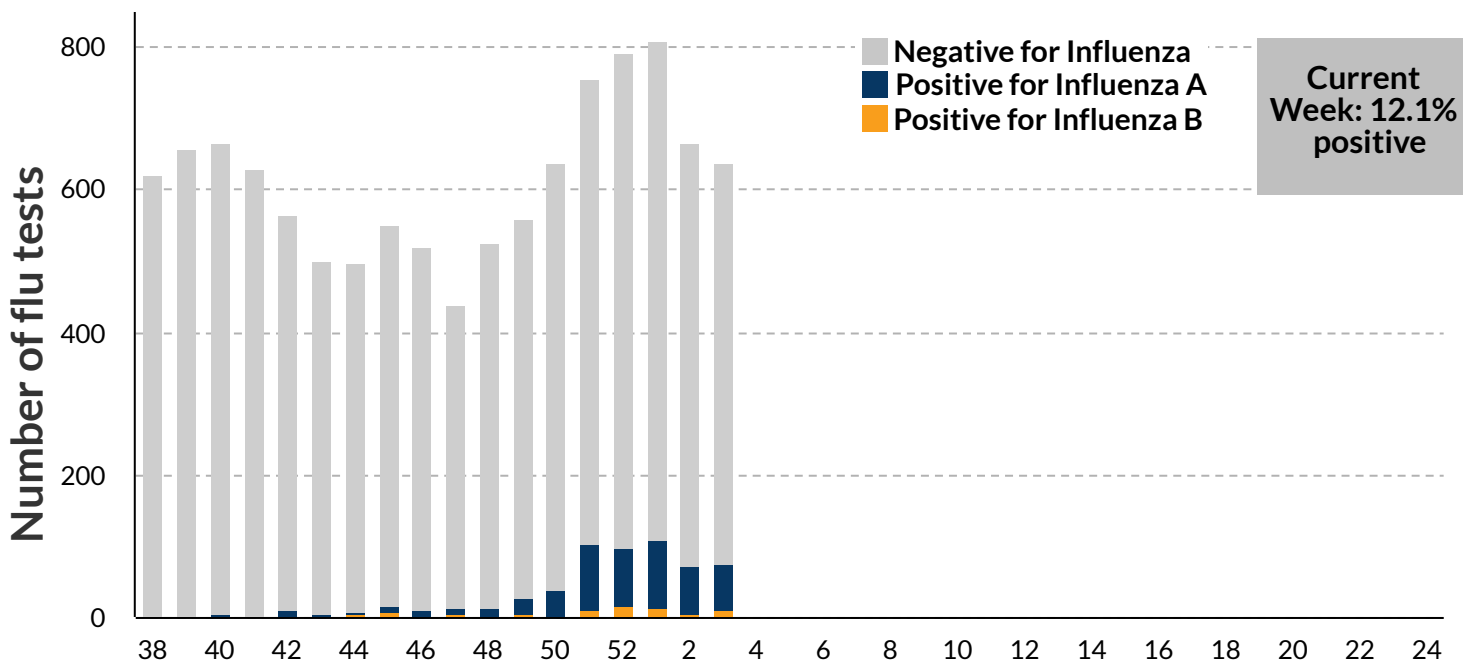


Flu Surveillance Summary

	12/31-1/6/24 (Week 1)	1/7-1/13/24 (Week 2)	1/14-1/20/24 (Week 3)	Cumulative 2023-2024 flu season*
Total number of influenza tests from reporting labs	808	667	637	11,028
Number of positive influenza tests (% positive)	109(13.5%)	74(11.1%)	77(12.1%)	631(5.7%)
Number of Type A positive influenza tests (% of all positive tests)	94(86.2%)	67(90.5%)	66(85.7%)	533(84.4%)
Number of Type B positive influenza tests (% of all positive tests)	15(13.8%)	7(11.1%)	11(14.3%)	98(15.5%)

*As of current MMWR week; MMWR=Morbidity & Mortality Weekly Report (CDC)

Weekly number of reported flu tests and proportion of positive tests

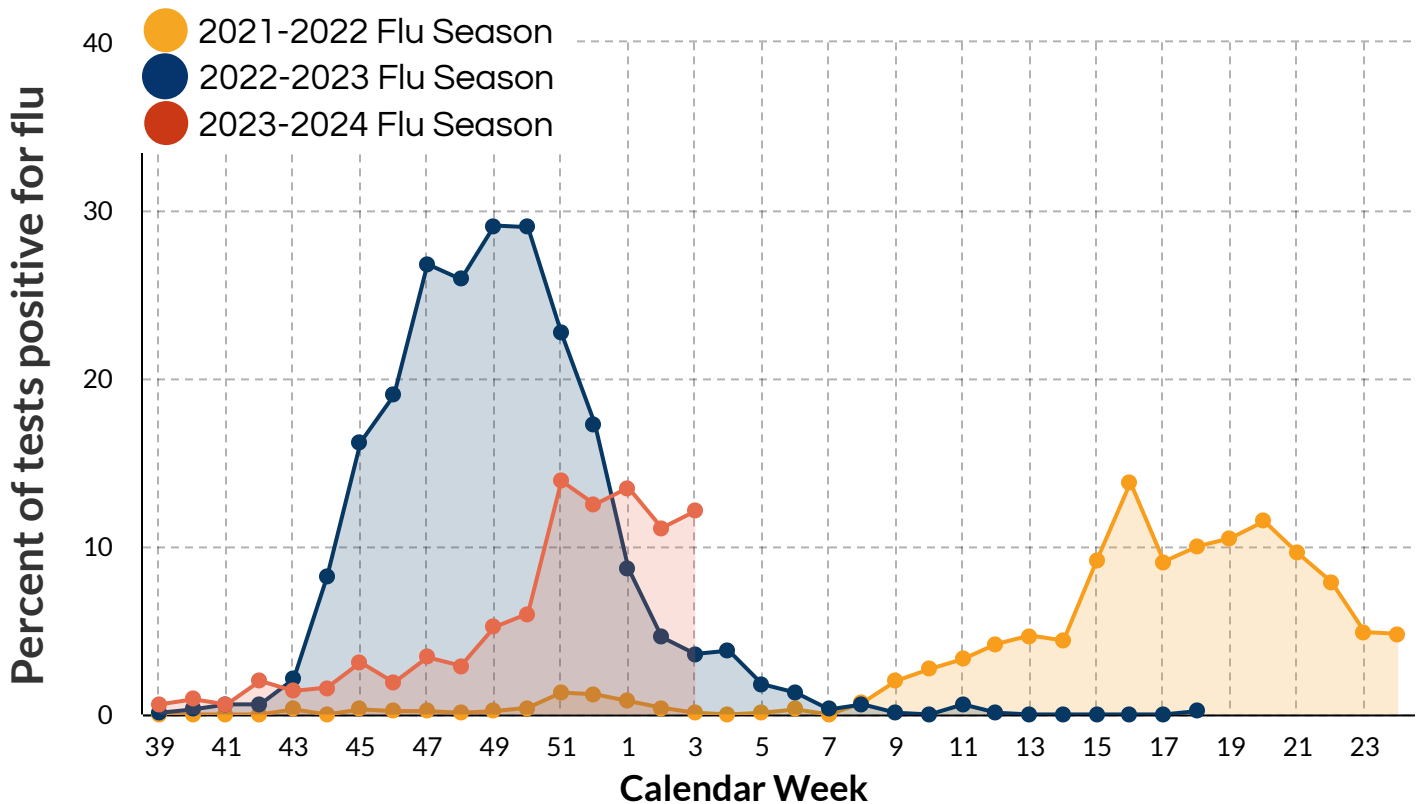


Calendar Week (2023-2024)

Data Source for Central OR lab reporting (graphic above & directly below): National Respiratory & Enteric Virus Surveillance System (NREVSS), a laboratory-based system that monitors temporal & geographic circulation patterns (occurring in a certain time/place) for an array of respiratory viruses. Participating laboratories (including a few in Central OR) report the total # of weekly aggregated tests; aggregated positive tests; along with specimen type/location & week of collection.

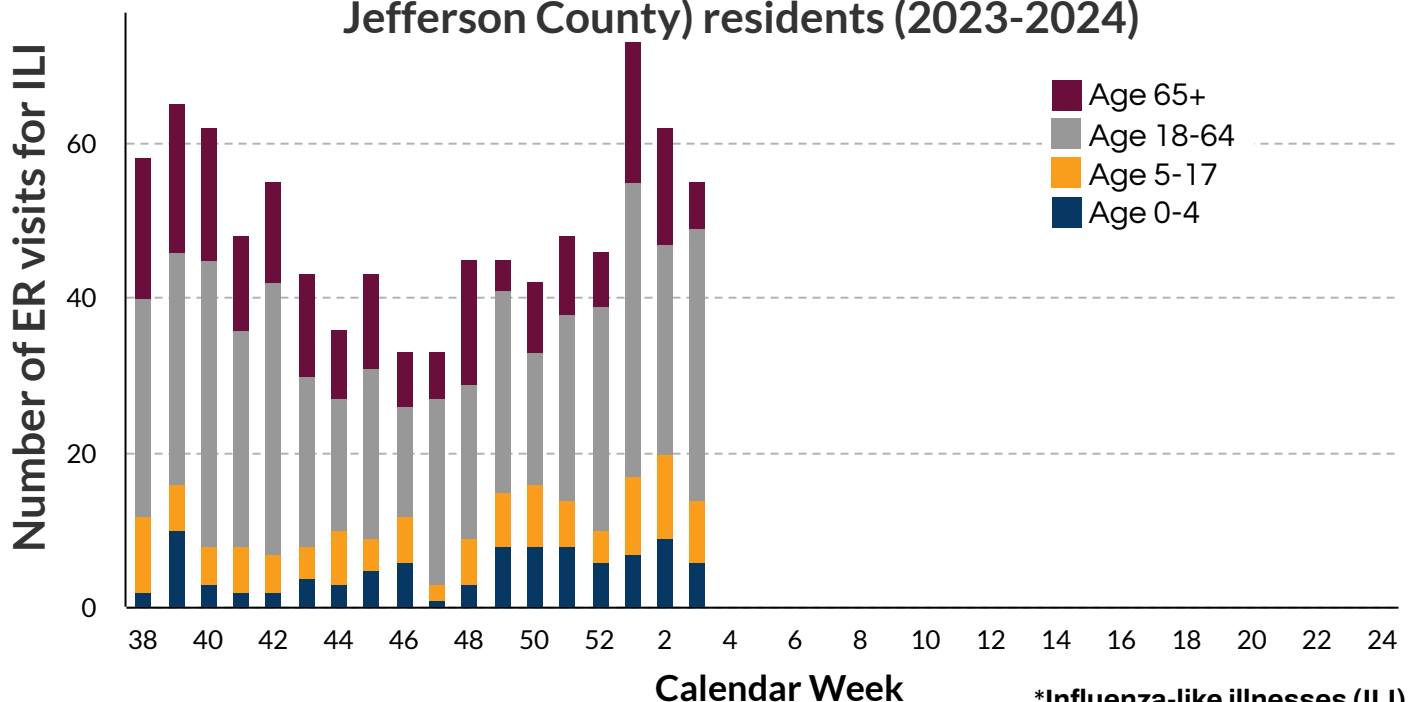
Definitions: MMWR=Morbidity & Mortality Weekly Report; MMWR weeks represent the week of the epidemiologic year for which the *National Notifiable Diseases Surveillance System* disease report is assigned by the reporting local or state health department for purposes of MMWR disease incidence reporting/publishing. From the above, week 38 corresponds to September 17-23, 2023.

Percent of reported flu tests positive by week, 2021-2024



Note: For the 2023-24 season, calendar week 39=9/24-9/30/23; MMWR=Morbidity & Mortality Weekly Report (CDC)

Number of Emergency Room (ER) visits due to influenza-like illness (ILI)* by age group and week among Central Oregon (Crook, Deschutes, and Jefferson County) residents (2023-2024)



Number of ILI ER visits by county

	Last week	This week
Crook County residents	14	9
Deschutes County residents	30	25
Jefferson County residents	18	21

*Influenza-like illnesses (ILI) are monitored through the ESSENCE (Oregon) syndromic surveillance database. This report includes visits by Crook, Deschutes, and Jefferson County residents to any ER across the state of Oregon.

Note: *** indicates that data is not shown due to small numbers (counts <=5 not displayed to protect confidentiality)