

Deschutes County Health Services

COVID-19 Public Health Update

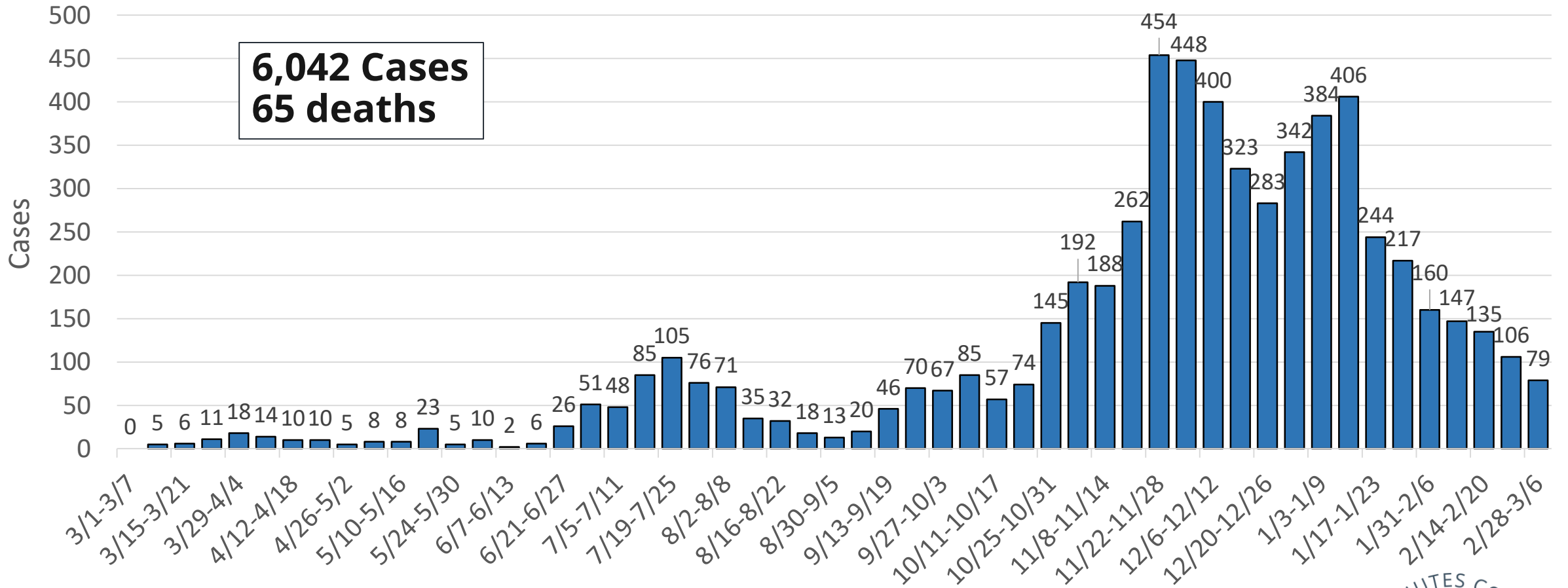
George A Conway, MD
Health Services Director

Nahad Sadr-Azodi
Public Health Director



BoCC meeting | March 10, 2021

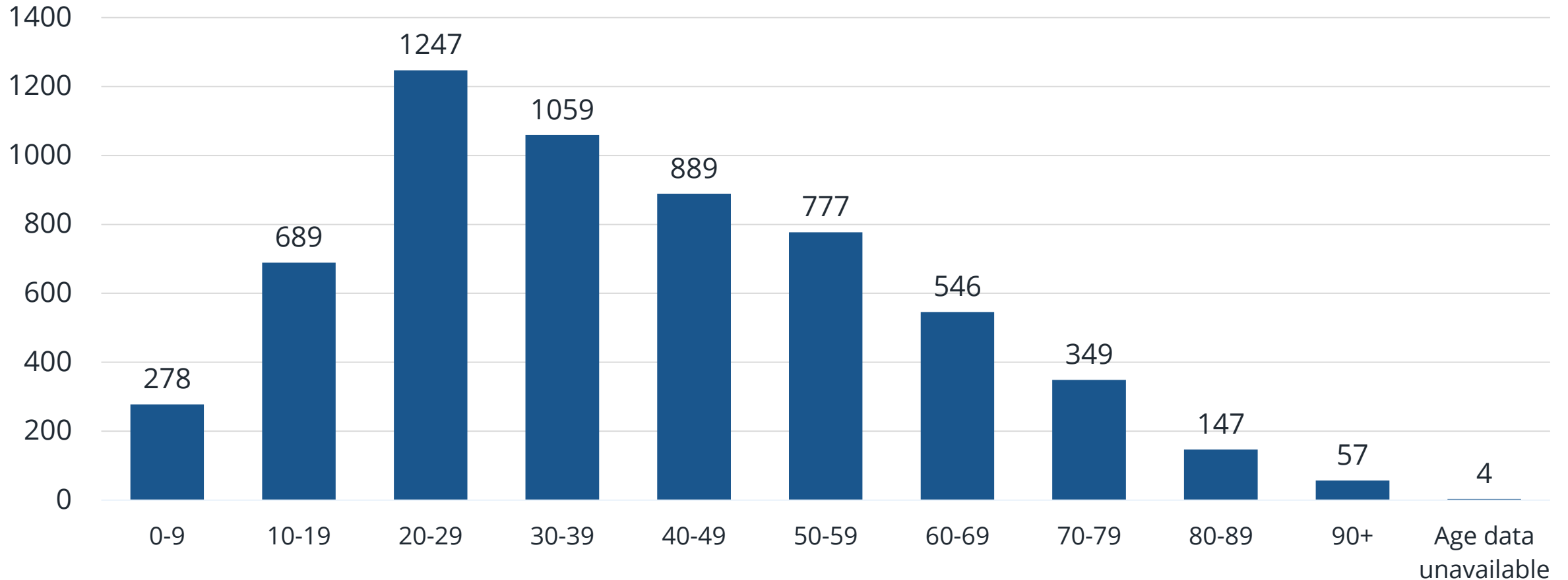
Deschutes County Cases by Week



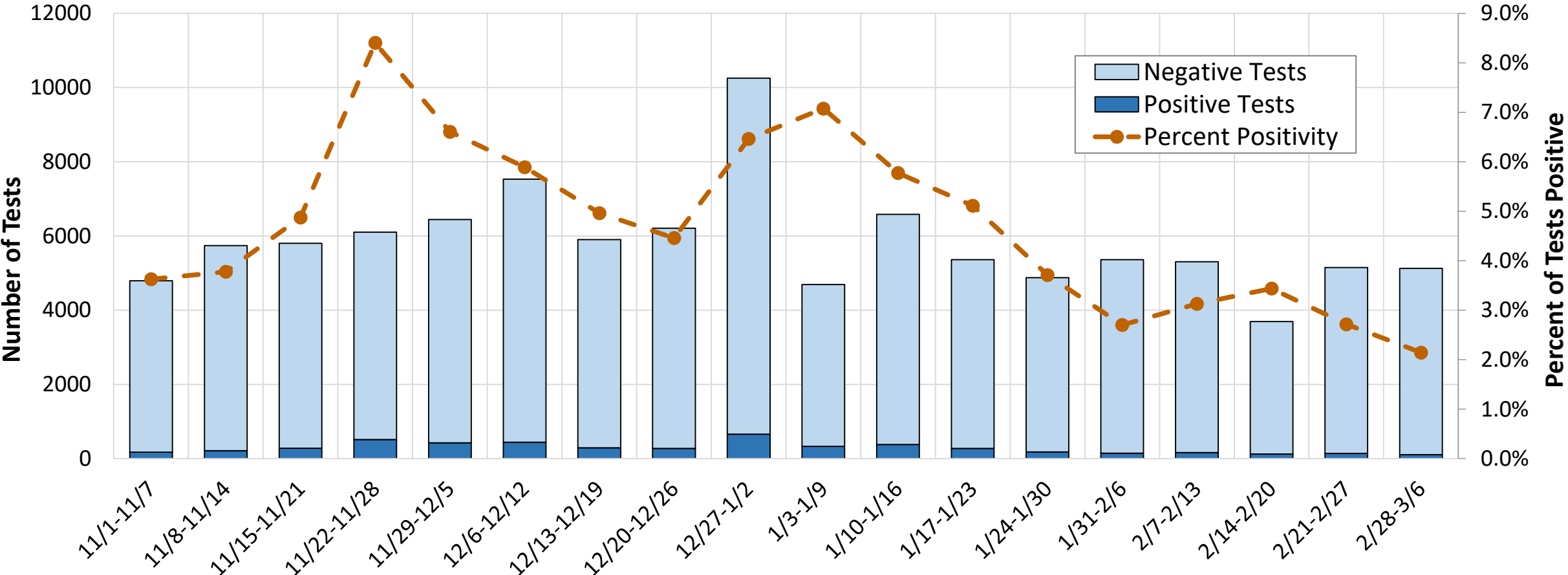
Data for this week is not yet shown. Data are shown based on the date a case first became identified as a case.

Data as of 3/8/21

Deschutes County Cases by Age Group



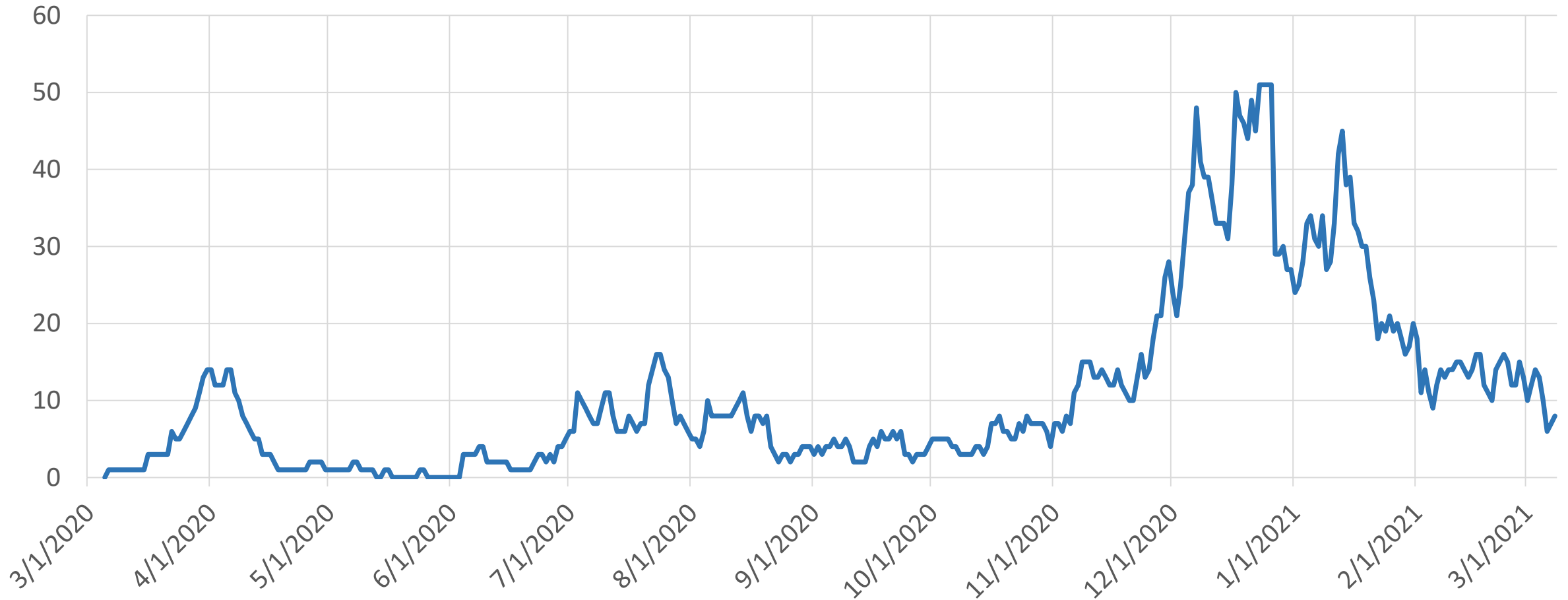
Deschutes County COVID Tests by Week



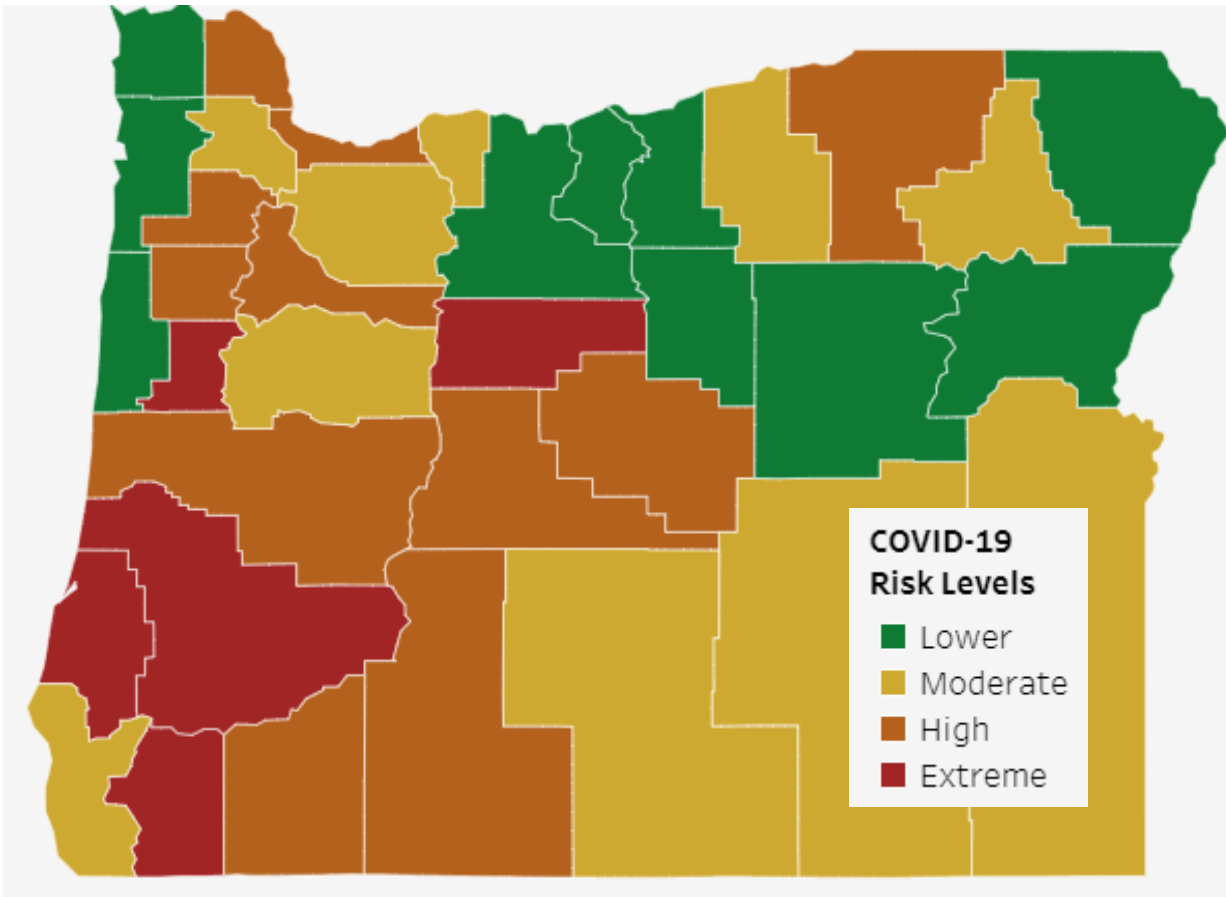
Beginning 3/1/21, testing data from Oregon Health Authority now includes both ELRs (Electronic Laboratory Reports) and OCRPs (Oregon COVID-19 Reporting Portal Reports). Testing data previously only included ELRs. The addition of OCRPs may change previously-reported weekly % positivity.



Daily Count of COVID-19 Patients Currently Hospitalized (St. Charles Health System Data)



Risk-based Framework for Counties



Deschutes County Risk Level Data

Dates (2-Week Period)	Risk Level Week Type	Risk Level	Case Count (2-Week Period)	Cases per 100,000 Population (2-week Period)
2/7-2/20	Movement Week	High Risk	282	146.1
2/14-2/27	Warning Week	High Risk	241	124.9
2/21-3/6	Movement Week	Moderate Risk	185	95.9

Deschutes County currently falls in the “high risk” category due to substantial spread of COVID-19. The Governor’s office will announce updated risk levels on Tuesday, 3/9 for implementation on Friday, 3/12. Deschutes County is expected to move to moderate risk.



Risk Level ↓ Moderate Risk

On Friday, March 12, Deschutes County moves from High Risk to Moderate Risk. This change:

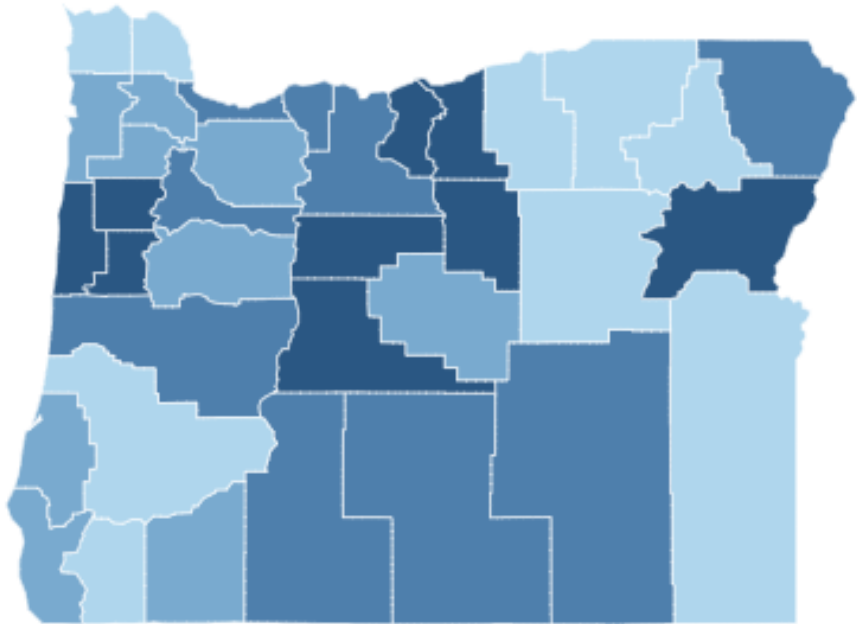
- Allow restaurants to increase indoor dining capacity
- Allows faith institutions, retail stores, indoor recreation, fitness and entertainment establishments to increase capacity
- Our numbers need to stay low to remain in this category: keep masking up, avoid large gatherings and stay home and get tested if you feel sick.



COVID-19 Vaccine

COVID-19 Vaccination Data

Vaccination Rates per 10,000 population, by county of residence*



People vaccinated per 10,000: lighter colors represent counties with lower vaccination rates, while darker colors represent counties with higher vaccination rates.

Deschutes County COVID-19 Vaccination Data as of 3/8/21

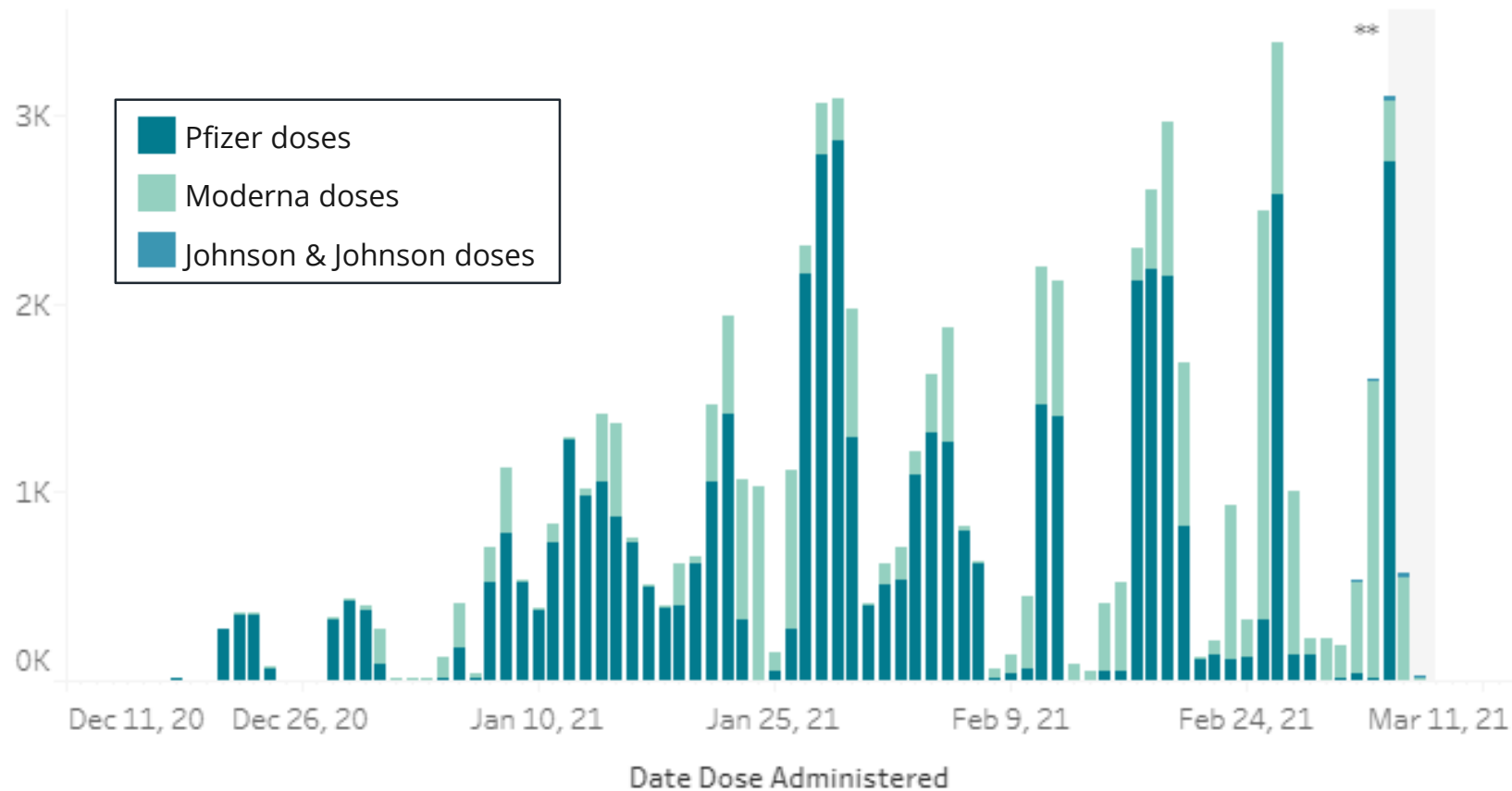
# people with vaccination series in progress	13,686
# people fully vaccinated	28,256
# people with vaccination series in progress or fully vaccinated per 10,000 population	2,173.1

*Includes people with vaccination series in progress or fully vaccinated

Data as of 3/8/21



Total vaccine doses administered to Deschutes County residents by date and manufacturer

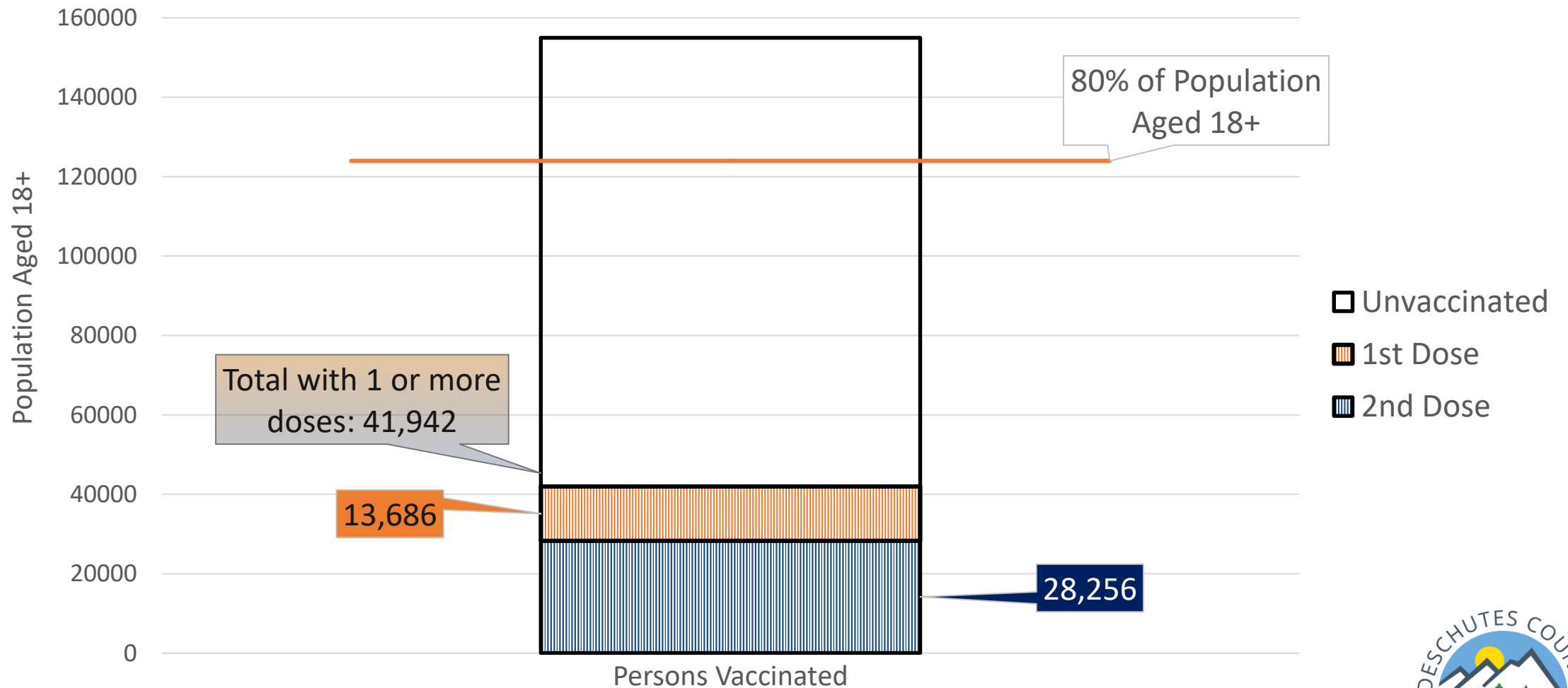


47,742	22,427
Pfizer Doses	Moderna Doses
57	3
Johnson & Johnson	Unspecified

Doses administered during the most recent three days may not yet be included in the graph above. Interactive graph available from Oregon Health Authority [here](#).



Estimated Proportion of County Population Aged 18+ Vaccinated



Estimated county population aged 18+: 154,952

Data as of 3/8/21

Vaccine Clinics – week of 3/8

Scheduling appointments with those 65 or greater by age:

- Deschutes County Health Services Vaccine Clinic, Bend
- La Pine Senior Center / Deschutes County Health Services Vaccine Clinic
- Mosaic Medical
- Summit/BMC
- Sisters Drug
- Fred Meyer



Pharmacy COVID-19 Vaccines

Check regularly online, appointments for eligible Oregonians are independently managed by pharmacies.

Federal Retail Pharmacy Program – www.vaccinefinder.org

- Costco
- Safeway/Albertsons

State and local pharmacy partnerships

- Bi-Mart
- Fred Meyer



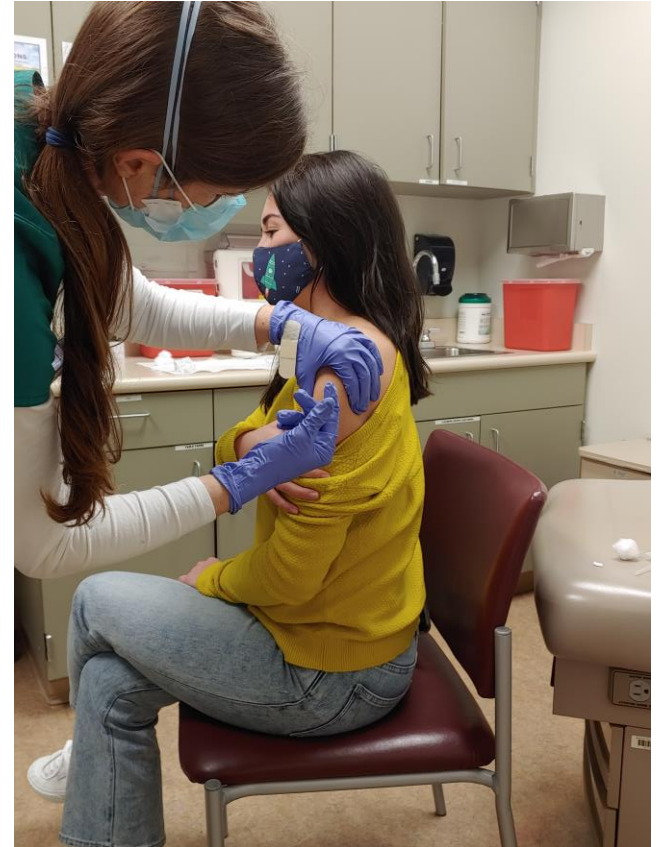
Stay up-to-date

Please fill out the vaccine interest form and we will contact you when doses are available:

vaccine.deschutes.org

If you need assistance with the form, you may call:

541-699-5109



Phase 1A Started on December 12, 2020

Everyone in Phase 1A, Groups 1,2,3 and 4 is eligible for the vaccine.

Group 1

- Hospital staff with patient care responsibilities
- Urgent care
- Skilled nursing and memory care facility healthcare personnel (HCP) and residents
- Tribal health programs
- Emergency medical services (EMS) providers and other first responders
- All health care interpreters and traditional health workers in any setting within Phase 1a

Group 2

- Other long-term care facilities, including all paid and unpaid HCP, all staff and contractors, including residents who meet the age requirements of:
 - » Residential care facilities
 - » Adult foster care
 - » Group homes for people with intellectual and developmental disabilities
 - » Other similar congregate care sites
- Hospice programs
- Mobile crisis care and related services

- Individuals working in a correctional setting
- Adults and youth in custody 16 years and older

Group 3

- HCPs in outpatient settings serving specific high-risk groups
- Day treatment services
- Non-emergency medical transport (NEMT)
- Paid or unpaid caregivers (including parents or foster parents) of medically fragile children or adults who live at home
- Adults and age-eligible children who have a medical condition or disability who receive services in their homes

Group 4

- All other outpatient HCPs
- Other HCP who provide direct service to people with I/DD and other high-risk populations.
- Other public health settings, such as HCP serving WIC, or CBO's with direct or indirect exposures

People eligible:
400,000 approximately

Phase 1B Started on January 25, 2021

Groups 1–4

- Childcare providers, early learning and K–12 educators and staff
- People 70 and older

Group 5

Eligible March 1, 2021

- People 65 and older

Group 6

Eligible no later than March 29, 2021

- Adults 45–64 with one or more underlying health conditions with increased risk*
- Migrant and seasonal farm workers
- Seafood and agricultural workers
- Food processing workers
- People living in low-income senior housing, senior congregate and independent living

Educators:

152,000 approximately

People over 65:

795,000 approximately

- Individuals experiencing homelessness (sheltered and unsheltered)
- People currently displaced by wildfires
- Wildland firefighters

Group 7

Eligible no later than May 1, 2021

- Frontline workers as defined by CDC**
- Multigenerational household members
- Adults 16–44 with one or more underlying health conditions with increased risk*

Phase 2

Group 1

Eligible no later than June 1, 2021

- People who are 45–64

Group 2

Eligible no later than July 1, 2021

- All Oregonians 16 and older eligible.

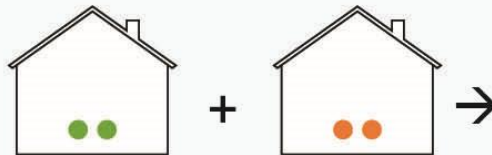
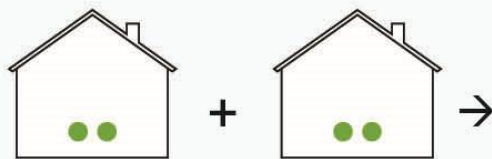
HOW EFFECTIVE IS EACH VACCINE?

Based on each vaccine manufacturer's reported data as of February 2021, all three vaccines are highly effective at preventing COVID-19-related severe infections and deaths.

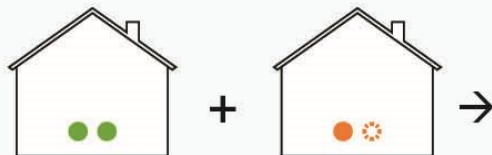
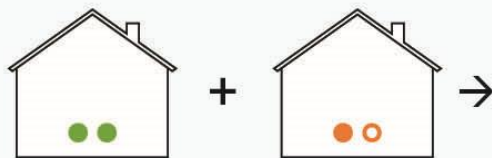
	PFIZER-BIONTECH	MODERNA	JOHNSON & JOHNSON
AGAINST DEATH	100% Effective	100% Effective	100% Effective
AGAINST SEVERE INFECTIONS	75% Effective	100% Effective	85% Effective
AGAINST ALL INFECTIONS	95% Effective	94.5% Effective	66% Effective

All percentages are calculated based on a relatively small number of events and should be viewed as estimates.

- = Vaccinated
- = Unvaccinated + low risk
- = Unvaccinated + high risk
- ⊗ = Unvaccinated + high risk not at home



No prevention methods



Take prevention methods



Wear a mask



Choose well ventilated areas



Keep 6 feet away from others and avoid crowds



Wash your hands