

Official Final Results  
Statement of Ballots Cast

Page: 1 of 1  
2018-06-12  
10:59:56

Deschutes County, May 15, 2018 Primary Election

All Precincts, All Districts, All ScanStations, All Contests, All Boxes

Total Ballots Cast: 47426, Registered Voters: 129768, Overall Turnout: 36.55%

50 precincts reported out of 50 total

<b>Precinct</b>	<b>Ballots Cast</b>	<b>Reg. Turnout Voters</b>	<b>Pct.</b>
Precinct 01	1233	2944	41.88%
Precinct 02	1286	3183	40.40%
Precinct 03	1637	3717	44.04%
Precinct 04	1258	3513	35.81%
Precinct 05	1641	4521	36.30%
Precinct 06	934	3391	27.54%
Precinct 07	753	1896	39.72%
Precinct 08	184	418	44.02%
Precinct 09	583	2313	25.21%
Precinct 10	360	1147	31.39%
Precinct 11	505	1273	39.67%
Precinct 12	1127	2731	41.27%
Precinct 13	525	1268	41.40%
Precinct 14	958	1971	48.60%
Precinct 15	743	1216	61.10%
Precinct 16	732	1344	54.46%
Precinct 17	1212	5245	23.11%
Precinct 18	1196	3422	34.95%
Precinct 19	425	1380	30.80%
Precinct 20	1446	4740	30.51%
Precinct 21	699	1525	45.84%
Precinct 22	188	306	61.44%
Precinct 23	343	1265	27.11%
Precinct 24	352	1004	35.06%
Precinct 25	1072	3936	27.24%
Precinct 26	841	2803	30.00%
Precinct 27	902	2189	41.21%
Precinct 28	1357	5325	25.48%
Precinct 29	1250	4041	30.93%
Precinct 30	894	1851	48.30%
Precinct 31	1656	3443	48.10%
Precinct 32	1025	3582	28.62%
Precinct 33	1397	3222	43.36%
Precinct 34	1124	3804	29.55%
Precinct 35	1605	2981	53.84%
Precinct 36	1428	4578	31.19%
Precinct 37	487	1179	41.31%
Precinct 38	1054	2954	35.68%
Precinct 39	1407	3875	36.31%
Precinct 40	481	1313	36.63%
Precinct 41	1110	2763	40.17%
Precinct 42	1154	3973	29.05%
Precinct 43	951	1839	51.71%
Precinct 44	1196	3376	35.43%
Precinct 45	1022	1763	57.97%
Precinct 46	761	2325	32.73%
Precinct 47	1301	2768	47.00%
Precinct 48	616	1762	34.96%
Precinct 49	382	816	46.81%
Precinct 50	633	1574	40.22%
All Precincts	47426	129768	36.55%

Official Final Results

Page: 1 of 6

Statement of Ballots Cast

2018-06-12

Deschutes County, May 15, 2018 Primary Election

11:03:58

All Precincts, All Districts, All ScanStations, All Contests, All Boxes

Total Ballots Cast: 47426, Registered Voters: 129768, Overall Turnout: 36.55%

50 precincts reported out of 50 total

Choice	Votes	Vote %
--------	-------	--------

**All Precincts**

**US Representative, 2nd District (DEM) (Vote for 1)**

**18384 ballots (18 over voted ballots, 18 overvotes, 1952 blank voted)**

Eric Burnette	441	2.69%
Michael Byrne	407	2.48%
Tim S White	934	5.69%
Raz Mason	661	4.03%
Jamie McLeod-Skinner	8136	49.57%
James (Jim) Crary	1383	8.43%
Jen (Jenni) Neahring	4250	25.89%
Write-in	202	1.23%
<b>Total</b>	<b>16414</b>	<b>100.00%</b>

**US Representative, 2nd District (REP) (Vote for 1)**

**20907 ballots (1 over voted ballots, 1 overvotes, 1425 blank voted)**

Randy Pollock	1088	5.58%
Greg Walden	15541	79.78%
Paul J Romero Jr	2785	14.30%
Write-in	67	0.34%
<b>Total</b>	<b>19481</b>	<b>100.00%</b>

**US Representative, 2nd District (IND) (Vote for 1)**

**2189 ballots (0 over voted ballots, 0 overvotes, 838 blank voted)**

Mark R Roberts	855	63.29%
Write-in	496	36.71%
<b>Total</b>	<b>1351</b>	<b>100.00%</b>

**Governor (DEM) (Vote for 1)**

**18369 ballots (0 over voted ballots, 0 overvotes, 1022 blank voted)**

Ed Jones	904	5.21%
Kate Brown	14862	85.67%
Candace Neville	1045	6.02%
Write-in	536	3.09%
<b>Total</b>	<b>17347</b>	<b>100.00%</b>

**Governor (REP) (Vote for 1)**

**20905 ballots (6 over voted ballots, 6 overvotes, 495 blank voted)**

Knute Buehler	12370	60.63%
Keenan W Bohach	26	0.13%
Greg C Wooldridge	2404	11.78%
Jon I Edwards III	20	0.10%
David W Stauffer	77	0.38%
Jeff Smith	137	0.67%
Jack W Tacy	12	0.06%
Brett Hyland	13	0.06%
Bruce Cuff	116	0.57%
Sam Carpenter	5171	25.34%
Write-in	58	0.28%
<b>Total</b>	<b>20404</b>	<b>100.00%</b>

**Governor (IND) (Vote for 1)**

**2189 ballots (0 over voted ballots, 0 overvotes, 567 blank voted)**

Dan (Mr P) Pistoresi	92	5.67%
Skye J Allen	115	7.09%
Patrick Starnes	309	19.05%
Write-in	1106	68.19%
<b>Total</b>	<b>1622</b>	<b>100.00%</b>

Official Final Results  
Statement of Ballots Cast  
Deschutes County, May 15, 2018 Primary Election  
All Precincts, All Districts, All ScanStations, All Contests, All Boxes  
Total Ballots Cast: 47426, Registered Voters: 129768, Overall Turnout: 36.55%  
50 precincts reported out of 50 total

Page: 2 of 6  
2018-06-12  
11:03:58

Choice	Votes	Vote %
<b>State Senator, 30th District (DEM) (Vote for 1)</b>		
<b>2383 ballots (0 over voted ballots, 0 overvotes, 815 blank voted)</b>		
Solea Kabakov	1545	98.53%
Write-in	23	1.47%
Total	1568	100.00%

<b>State Senator, 30th District (REP) (Vote for 1)</b>		
<b>3799 ballots (0 over voted ballots, 0 overvotes, 1426 blank voted)</b>		
Cliff Bentz	2365	99.66%
Write-in	8	0.34%
Total	2373	100.00%

<b>State Representative, 53rd District (DEM) (Vote for 1)</b>		
<b>6366 ballots (1 over voted ballots, 1 overvotes, 931 blank voted)</b>		
Bill Trumble	1361	25.05%
Eileen Kiely	4005	73.70%
Write-in	68	1.25%
Total	5434	100.00%

<b>State Representative, 53rd District (REP) (Vote for 1)</b>		
<b>8994 ballots (1 over voted ballots, 1 overvotes, 1423 blank voted)</b>		
Jack Zika	3771	49.82%
Ben Schimmoller	3769	49.79%
Write-in	30	0.40%
Total	7570	100.00%

<b>State Representative, 53rd District (IND) (Vote for 1)</b>		
<b>836 ballots (0 over voted ballots, 0 overvotes, 594 blank voted)</b>		
Write-in	242	100.00%
Total	242	100.00%

<b>State Representative, 54th District (DEM) (Vote for 1)</b>		
<b>8660 ballots (0 over voted ballots, 0 overvotes, 1817 blank voted)</b>		
Nathan K Boddie	6747	98.60%
Write-in	96	1.40%
Total	6843	100.00%

<b>State Representative, 54th District (REP) (Vote for 1)</b>		
<b>6183 ballots (0 over voted ballots, 0 overvotes, 1964 blank voted)</b>		
Cheri Helt	4143	98.20%
Write-in	76	1.80%
Total	4219	100.00%

<b>State Representative, 54th District (IND) (Vote for 1)</b>		
<b>835 ballots (0 over voted ballots, 0 overvotes, 568 blank voted)</b>		
Write-in	267	100.00%
Total	267	100.00%

<b>State Representative, 55th District (DEM) (Vote for 1)</b>		
<b>960 ballots (0 over voted ballots, 0 overvotes, 275 blank voted)</b>		
Karen Rippberger	666	97.23%
Write-in	19	2.77%
Total	685	100.00%

Official Final Results  
 Statement of Ballots Cast  
 Deschutes County, May 15, 2018 Primary Election  
 All Precincts, All Districts, All ScanStations, All Contests, All Boxes  
 Total Ballots Cast: 47426, Registered Voters: 129768, Overall Turnout: 36.55%  
 50 precincts reported out of 50 total

Page: 3 of 6  
 2018-06-12  
 11:03:58

Choice	Votes	Vote %
<b>State Representative, 55th District (REP) (Vote for 1)</b>		
<b>1929 ballots (0 over voted ballots, 0 overvotes, 563 blank voted)</b>		
Mike McLane	1361	99.63%
Write-in	5	0.37%
Total	1366	100.00%
<b>State Representative, 55th District (IND) (Vote for 1)</b>		
<b>208 ballots (0 over voted ballots, 0 overvotes, 154 blank voted)</b>		
Write-in	54	100.00%
Total	54	100.00%
<b>State Representative, 59th District (DEM) (Vote for 1)</b>		
<b>2383 ballots (0 over voted ballots, 0 overvotes, 792 blank voted)</b>		
Darcy Long-Curtiss	1576	99.06%
Write-in	15	0.94%
Total	1591	100.00%
<b>State Representative, 59th District (REP) (Vote for 1)</b>		
<b>3799 ballots (0 over voted ballots, 0 overvotes, 1487 blank voted)</b>		
Daniel G Bonham	2297	99.35%
Write-in	15	0.65%
Total	2312	100.00%
<b>State Representative, 59th District (IND) (Vote for 1)</b>		
<b>310 ballots (0 over voted ballots, 0 overvotes, 247 blank voted)</b>		
Write-in	63	100.00%
Total	63	100.00%
<b>County Commissioner, Position 1 (DEM) (Vote for 1)</b>		
<b>18369 ballots (0 over voted ballots, 0 overvotes, 4798 blank voted)</b>		
Amy Lowes	13277	97.83%
Write-in	294	2.17%
Total	13571	100.00%
<b>County Commissioner, Position 1 (REP) (Vote for 1)</b>		
<b>20905 ballots (2 over voted ballots, 2 overvotes, 2902 blank voted)</b>		
Ed Barbeau	5096	28.31%
Anthony R Debone	12838	71.32%
Write-in	67	0.37%
Total	18001	100.00%
<b>County Commissioner, Position 1 (IND) (Vote for 1)</b>		
<b>2189 ballots (0 over voted ballots, 0 overvotes, 1606 blank voted)</b>		
Write-in	583	100.00%
Total	583	100.00%
<b>County Commissioner, Position 3 (DEM) (Vote for 1)</b>		
<b>18369 ballots (0 over voted ballots, 0 overvotes, 5456 blank voted)</b>		
James Cook	12600	97.58%
Write-in	313	2.42%
Total	12913	100.00%
<b>County Commissioner, Position 3 (REP) (Vote for 1)</b>		
<b>20905 ballots (2 over voted ballots, 2 overvotes, 2164 blank voted)</b>		
Tammy Baney	8996	48.01%
Patti Adair	9708	51.81%

Official Final Results  
 Statement of Ballots Cast  
 Deschutes County, May 15, 2018 Primary Election  
 All Precincts, All Districts, All ScanStations, All Contests, All Boxes  
 Total Ballots Cast: 47426, Registered Voters: 129768, Overall Turnout: 36.55%  
 50 precincts reported out of 50 total

Page: 4 of 6  
 2018-06-12  
 11:03:58

Choice	Votes	Vote %
Write-in	35	0.19%
Total	18739	100.00%

**County Commissioner, Position 3 (IND) (Vote for 1)**  
**2189 ballots (0 over voted ballots, 0 overvotes, 1588 blank voted)**

Write-in	601	100.00%
Total	601	100.00%

**Commissioner of the Bureau of Labor and Industries (Vote for 1)**  
**47409 ballots (2 over voted ballots, 2 overvotes, 12242 blank voted), 129768 registered voters, turnout 36.53%**

Lou Ogden	13459	38.27%
Val Hoyle	17076	48.56%
Jack Howard	4526	12.87%
Write-in	104	0.30%
Total	35165	100.00%

**Judge of the Supreme Court, Position 3 (Vote for 1)**  
**47409 ballots (11 over voted ballots, 11 overvotes, 11736 blank voted), 129768 registered voters, turnout 36.53%**

Van Pounds	8444	23.68%
Meagan A Flynn	27126	76.06%
Write-in	92	0.26%
Total	35662	100.00%

**Judge of the Supreme Court, Position 2 (Vote for 1)**  
**47409 ballots (1 over voted ballots, 1 overvotes, 17865 blank voted), 129768 registered voters, turnout 36.53%**

Rebecca Duncan	29275	99.09%
Write-in	268	0.91%
Total	29543	100.00%

**Judge of the Court of Appeals, Position 10 (Vote for 1)**  
**47409 ballots (6 over voted ballots, 6 overvotes, 13411 blank voted), 129768 registered voters, turnout 36.53%**

Rex Armstrong	22608	66.51%
Kyle L Krohn	11305	33.26%
Write-in	79	0.23%
Total	33992	100.00%

**Judge of the Court of Appeals, Position 6 (Vote for 1)**  
**47409 ballots (1 over voted ballots, 1 overvotes, 18633 blank voted), 129768 registered voters, turnout 36.53%**

James (Jim) C Egan	28600	99.39%
Write-in	175	0.61%
Total	28775	100.00%

**Judge of the Court of Appeals, Position 9 (Vote for 1)**  
**47409 ballots (1 over voted ballots, 1 overvotes, 19489 blank voted), 129768 registered voters, turnout 36.53%**

Erika Hadlock	27719	99.28%
Write-in	200	0.72%
Total	27919	100.00%

**Judge of the Circuit Court, 11th District, Position 1 (Vote for 1)**  
**47409 ballots (1 over voted ballots, 1 overvotes, 18292 blank voted), 129768 registered voters, turnout 36.53%**

Raymond D Crutchley	28919	99.32%
Write-in	197	0.68%
Total	29116	100.00%

**Judge of the Circuit Court, 11th District, Position 2 (Vote for 1)**  
**47409 ballots (0 over voted ballots, 0 overvotes, 17348 blank voted), 129768 registered voters, turnout 36.53%**

Beth Bagley	29825	99.21%
-------------	-------	--------

Official Final Results  
 Statement of Ballots Cast  
 Deschutes County, May 15, 2018 Primary Election  
 All Precincts, All Districts, All ScanStations, All Contests, All Boxes  
 Total Ballots Cast: 47426, Registered Voters: 129768, Overall Turnout: 36.55%  
 50 precincts reported out of 50 total

Page: 5 of 6  
 2018-06-12  
 11:03:58

Choice	Votes	Vote %
Write-in	236	0.79%
Total	30061	100.00%

**District Attorney, Deschutes County (Vote for 1)**

**47409 ballots (1 over voted ballots, 1 overvotes, 15644 blank voted), 129768 registered voters, turnout 36.53%**

John Hummel	31236	98.34%
Write-in	528	1.66%
Total	31764	100.00%

**County Assessor (Vote for 1)**

**47409 ballots (1 over voted ballots, 1 overvotes, 18308 blank voted), 129768 registered voters, turnout 36.53%**

Scot W Langton	28939	99.45%
Write-in	161	0.55%
Total	29100	100.00%

**9-115, City of Bend (Vote for 1)**

**22490 ballots (1 over voted ballots, 1 overvotes, 1078 blank voted)**

Yes	16754	78.25%
No	4657	21.75%
Total	21411	100.00%

**9-118, City of Bend (Vote for 1)**

**22490 ballots (2 over voted ballots, 2 overvotes, 1666 blank voted)**

Yes	15307	73.51%
No	5515	26.49%
Total	20822	100.00%

**9-119, City of Bend (Vote for 1)**

**22490 ballots (2 over voted ballots, 2 overvotes, 2198 blank voted)**

Yes	10951	53.97%
No	9339	46.03%
Total	20290	100.00%

**9-117, La Pine Rural Fire Protection District (Vote for 1)**

**4274 ballots (0 over voted ballots, 0 overvotes, 478 blank voted)**

Yes	3327	87.64%
No	469	12.36%
Total	3796	100.00%

**9-121, Sisters School District No 6 (Vote for 1)**

**3747 ballots (0 over voted ballots, 0 overvotes, 181 blank voted)**

Yes	2418	67.81%
No	1148	32.19%
Total	3566	100.00%

**9-116, Deschutes County Rural Fire Protection District 2 (Vote for 1)**

**6807 ballots (0 over voted ballots, 0 overvotes, 648 blank voted)**

Yes	4651	75.52%
No	1508	24.48%
Total	6159	100.00%

**9-120, Sisters Park & Recreation District (Vote for 1)**

**3482 ballots (0 over voted ballots, 0 overvotes, 258 blank voted)**

Yes	1852	57.44%
No	1372	42.56%

---

Official Final Results  
Statement of Ballots Cast  
Deschutes County, May 15, 2018 Primary Election  
All Precincts, All Districts, All ScanStations, All Contests, All Boxes  
Total Ballots Cast: 47426, Registered Voters: 129768, Overall Turnout: 36.55%  
50 precincts reported out of 50 total

---

Page: 6 of 6  
2018-06-12  
11:03:58

---

<b>Choice</b>	<b>Votes</b>	<b>Vote %</b>
Total	3224	100.00%

---

Official Final Results  
 Statement of Ballots Cast  
 Deschutes County, May 15, 2018 Primary Election  
 All Precincts, All Districts, All ScanStations, All Contests, All Boxes  
 Total Ballots Cast: 47426, Registered Voters: 129768, Overall Turnout: 36.55%  
 50 precincts reported out of 50 total

Page: 1 of 51  
 2018-06-12  
 11:07:08

**US Representative, 2nd District (DEM) (Vote for 1)**

Precinct	Ballots Cast	Reg. Voters	Total Votes	Eric Burnette		Michael Byrne		Tim S White		Raz Mason	
Precinct 01	720	0	675	6	0.89%	5	0.74%	34	5.04%	18	2.67%
Precinct 02	432	0	377	13	3.45%	11	2.92%	40	10.61%	16	4.24%
Precinct 03	981	0	921	5	0.54%	3	0.33%	27	2.93%	20	2.17%
Precinct 04	689	0	645	17	2.64%	8	1.24%	31	4.81%	16	2.48%
Precinct 05	722	0	657	15	2.28%	15	2.28%	22	3.35%	19	2.89%
Precinct 06	440	0	398	11	2.76%	5	1.26%	13	3.27%	17	4.27%
Precinct 07	452	0	400	9	2.25%	8	2.00%	13	3.25%	14	3.50%
Precinct 08	69	0	65	1	1.54%	1	1.54%	4	6.15%	1	1.54%
Precinct 09	249	0	220	8	3.64%	5	2.27%	15	6.82%	6	2.73%
Precinct 10	79	0	70	4	5.71%	3	4.29%	7	10.00%	3	4.29%
Precinct 11	237	0	223	3	1.35%	6	2.69%	15	6.73%	11	4.93%
Precinct 12	354	0	307	9	2.93%	6	1.95%	24	7.82%	9	2.93%
Precinct 13	177	0	155	3	1.94%	8	5.16%	5	3.23%	8	5.16%
Precinct 14	300	0	243	9	3.70%	9	3.70%	14	5.76%	8	3.29%
Precinct 15	283	0	230	5	2.17%	4	1.74%	19	8.26%	7	3.04%
Precinct 16	295	0	267	4	1.50%	1	0.37%	19	7.12%	16	5.99%
Precinct 17	424	0	388	21	5.41%	25	6.44%	22	5.67%	20	5.15%
Precinct 18	329	0	310	12	3.87%	17	5.48%	22	7.10%	19	6.13%
Precinct 19	108	0	94	8	8.51%	7	7.45%	5	5.32%	2	2.13%
Precinct 20	529	0	474	15	3.16%	7	1.48%	33	6.96%	25	5.27%
Precinct 21	181	0	158	4	2.53%	3	1.90%	7	4.43%	6	3.80%
Precinct 22	60	0	51	0	0.00%	0	0.00%	2	3.92%	5	9.80%
Precinct 23	83	0	72	2	2.78%	4	5.56%	9	12.50%	7	9.72%
Precinct 24	82	0	67	7	10.45%	3	4.48%	3	4.48%	5	7.46%
Precinct 25	475	0	412	8	1.94%	11	2.67%	17	4.13%	17	4.13%
Precinct 26	356	0	320	9	2.81%	8	2.50%	26	8.12%	11	3.44%
Precinct 27	550	0	505	8	1.58%	12	2.38%	14	2.77%	24	4.75%
Precinct 28	429	0	400	10	2.50%	17	4.25%	27	6.75%	21	5.25%
Precinct 29	371	0	335	12	3.58%	14	4.18%	13	3.88%	18	5.37%
Precinct 30	384	0	316	12	3.80%	13	4.11%	16	5.06%	11	3.48%
Precinct 31	471	0	431	14	3.25%	12	2.78%	30	6.96%	21	4.87%
Precinct 32	524	0	466	17	3.65%	7	1.50%	20	4.29%	24	5.15%
Precinct 33	538	0	458	14	3.06%	12	2.62%	16	3.49%	21	4.59%
Precinct 34	485	0	428	17	3.97%	16	3.74%	38	8.88%	11	2.57%
Precinct 35	680	0	621	5	0.81%	10	1.61%	60	9.66%	13	2.09%
Precinct 36	423	0	385	10	2.60%	9	2.34%	18	4.68%	25	6.49%
Precinct 37	192	0	163	2	1.23%	5	3.07%	13	7.98%	8	4.91%
Precinct 38	409	0	355	9	2.54%	20	5.63%	25	7.04%	20	5.63%
Precinct 39	405	0	346	15	4.34%	11	3.18%	19	5.49%	18	5.20%
Precinct 40	130	0	108	8	7.41%	3	2.78%	14	12.96%	3	2.78%
Precinct 41	380	0	338	16	4.73%	4	1.18%	17	5.03%	13	3.85%
Precinct 42	362	0	323	18	5.57%	10	3.10%	13	4.02%	16	4.95%
Precinct 43	317	0	284	6	2.11%	5	1.76%	12	4.23%	1	0.35%
Precinct 44	494	0	454	8	1.76%	14	3.08%	40	8.81%	28	6.17%
Precinct 45	393	0	315	2	0.63%	6	1.90%	15	4.76%	13	4.13%
Precinct 46	342	0	307	6	1.95%	7	2.28%	14	4.56%	10	3.26%
Precinct 47	506	0	454	9	1.98%	2	0.44%	19	4.19%	14	3.08%
Precinct 48	164	0	147	9	6.12%	5	3.40%	14	9.52%	12	8.16%
Precinct 49	148	0	136	2	1.47%	3	2.21%	3	2.21%	5	3.68%
Precinct 50	181	0	140	4	2.86%	7	5.00%	16	11.43%	5	3.57%
<b>Total</b>	<b>18384</b>	<b>0</b>	<b>16414</b>	<b>441</b>	<b>2.69%</b>	<b>407</b>	<b>2.48%</b>	<b>934</b>	<b>5.69%</b>	<b>661</b>	<b>4.03%</b>



Official Final Results  
Statement of Ballots Cast

Page: 2 of 51  
2018-06-12  
11:07:08

Deschutes County, May 15, 2018 Primary Election

All Precincts, All Districts, All ScanStations, All Contests, All Boxes

Total Ballots Cast: 47426, Registered Voters: 129768, Overall Turnout: 36.55%

50 precincts reported out of 50 total

**US Representative, 2nd District (DEM) (Vote for 1)**

Precinct	Ballots Cast	Reg. Voters	Total Votes	Jamie McLeod-Skinner		James (Jim) Crary		Jennifer (Jenni) Neahring		Write-in	
Precinct 01	720	0	675	450	66.67%	39	5.78%	116	17.19%	7	1.04%
Precinct 02	432	0	377	125	33.16%	49	13.00%	118	31.30%	5	1.33%
Precinct 03	981	0	921	735	79.80%	31	3.37%	100	10.86%	0	0.00%
Precinct 04	689	0	645	402	62.33%	48	7.44%	114	17.67%	9	1.40%
Precinct 05	722	0	657	355	54.03%	58	8.83%	168	25.57%	5	0.76%
Precinct 06	440	0	398	228	57.29%	19	4.77%	99	24.87%	6	1.51%
Precinct 07	452	0	400	226	56.50%	24	6.00%	104	26.00%	2	0.50%
Precinct 08	69	0	65	35	53.85%	0	0.00%	23	35.38%	0	0.00%
Precinct 09	249	0	220	93	42.27%	15	6.82%	76	34.55%	2	0.91%
Precinct 10	79	0	70	26	37.14%	5	7.14%	19	27.14%	3	4.29%
Precinct 11	237	0	223	136	60.99%	14	6.28%	36	16.14%	2	0.90%
Precinct 12	354	0	307	137	44.63%	21	6.84%	95	30.94%	6	1.95%
Precinct 13	177	0	155	61	39.35%	14	9.03%	53	34.19%	3	1.94%
Precinct 14	300	0	243	118	48.56%	22	9.05%	61	25.10%	2	0.82%
Precinct 15	283	0	230	92	40.00%	23	10.00%	79	34.35%	1	0.43%
Precinct 16	295	0	267	103	38.58%	28	10.49%	95	35.58%	1	0.37%
Precinct 17	424	0	388	119	30.67%	41	10.57%	129	33.25%	11	2.84%
Precinct 18	329	0	310	113	36.45%	28	9.03%	91	29.35%	8	2.58%
Precinct 19	108	0	94	37	39.36%	9	9.57%	24	25.53%	2	2.13%
Precinct 20	529	0	474	232	48.95%	33	6.96%	122	25.74%	7	1.48%
Precinct 21	181	0	158	90	56.96%	19	12.03%	27	17.09%	2	1.27%
Precinct 22	60	0	51	13	25.49%	5	9.80%	25	49.02%	1	1.96%
Precinct 23	83	0	72	10	13.89%	16	22.22%	23	31.94%	1	1.39%
Precinct 24	82	0	67	22	32.84%	7	10.45%	16	23.88%	4	5.97%
Precinct 25	475	0	412	194	47.09%	49	11.89%	112	27.18%	4	0.97%
Precinct 26	356	0	320	156	48.75%	29	9.06%	80	25.00%	1	0.31%
Precinct 27	550	0	505	313	61.98%	35	6.93%	98	19.41%	1	0.20%
Precinct 28	429	0	400	168	42.00%	56	14.00%	96	24.00%	5	1.25%
Precinct 29	371	0	335	109	32.54%	53	15.82%	110	32.84%	6	1.79%
Precinct 30	384	0	316	158	50.00%	33	10.44%	71	22.47%	2	0.63%
Precinct 31	471	0	431	157	36.43%	37	8.58%	157	36.43%	3	0.70%
Precinct 32	524	0	466	236	50.64%	41	8.80%	114	24.46%	7	1.50%
Precinct 33	538	0	458	200	43.67%	42	9.17%	144	31.44%	9	1.97%
Precinct 34	485	0	428	183	42.76%	22	5.14%	131	30.61%	10	2.34%
Precinct 35	680	0	621	342	55.07%	28	4.51%	162	26.09%	1	0.16%
Precinct 36	423	0	385	156	40.52%	47	12.21%	115	29.87%	5	1.30%
Precinct 37	192	0	163	91	55.83%	11	6.75%	29	17.79%	4	2.45%
Precinct 38	409	0	355	143	40.28%	37	10.42%	95	26.76%	6	1.69%
Precinct 39	405	0	346	140	40.46%	44	12.72%	88	25.43%	11	3.18%
Precinct 40	130	0	108	35	32.41%	11	10.19%	32	29.63%	2	1.85%
Precinct 41	380	0	338	152	44.97%	27	7.99%	101	29.88%	8	2.37%
Precinct 42	362	0	323	140	43.34%	35	10.84%	86	26.63%	5	1.55%
Precinct 43	317	0	284	158	55.63%	22	7.75%	79	27.82%	1	0.35%
Precinct 44	494	0	454	225	49.56%	22	4.85%	113	24.89%	4	0.88%
Precinct 45	393	0	315	147	46.67%	32	10.16%	97	30.79%	3	0.95%
Precinct 46	342	0	307	182	59.28%	29	9.45%	58	18.89%	1	0.33%
Precinct 47	506	0	454	226	49.78%	24	5.29%	153	33.70%	7	1.54%
Precinct 48	164	0	147	44	29.93%	15	10.20%	47	31.97%	1	0.68%
Precinct 49	148	0	136	90	66.18%	7	5.15%	26	19.12%	0	0.00%
Precinct 50	181	0	140	33	23.57%	27	19.29%	43	30.71%	5	3.57%
Total	18384	0	16414	8136	49.57%	1383	8.43%	4250	25.89%	202	1.23%

Official Final Results  
Statement of Ballots Cast

Page: 3 of 51  
2018-06-12  
11:07:08

Deschutes County, May 15, 2018 Primary Election  
All Precincts, All Districts, All ScanStations, All Contests, All Boxes  
Total Ballots Cast: 47426, Registered Voters: 129768, Overall Turnout: 36.55%  
50 precincts reported out of 50 total

**US Representative, 2nd District (DEM) (Vote for 1)**

Precinct	Ballots Cast	Reg. Voters	Total Votes	Over Votes	Under Votes
Precinct 01	720	0	675	0	45
Precinct 02	432	0	377	0	55
Precinct 03	981	0	921	1	59
Precinct 04	689	0	645	1	43
Precinct 05	722	0	657	1	64
Precinct 06	440	0	398	0	42
Precinct 07	452	0	400	0	52
Precinct 08	69	0	65	0	4
Precinct 09	249	0	220	0	29
Precinct 10	79	0	70	0	9
Precinct 11	237	0	223	0	14
Precinct 12	354	0	307	0	47
Precinct 13	177	0	155	0	22
Precinct 14	300	0	243	0	57
Precinct 15	283	0	230	0	53
Precinct 16	295	0	267	3	25
Precinct 17	424	0	388	0	36
Precinct 18	329	0	310	0	19
Precinct 19	108	0	94	0	14
Precinct 20	529	0	474	0	55
Precinct 21	181	0	158	0	23
Precinct 22	60	0	51	0	9
Precinct 23	83	0	72	0	11
Precinct 24	82	0	67	1	14
Precinct 25	475	0	412	1	62
Precinct 26	356	0	320	0	36
Precinct 27	550	0	505	1	44
Precinct 28	429	0	400	0	29
Precinct 29	371	0	335	1	35
Precinct 30	384	0	316	0	68
Precinct 31	471	0	431	1	39
Precinct 32	524	0	466	2	56
Precinct 33	538	0	458	0	80
Precinct 34	485	0	428	0	57
Precinct 35	680	0	621	0	59
Precinct 36	423	0	385	1	37
Precinct 37	192	0	163	1	28
Precinct 38	409	0	355	0	54
Precinct 39	405	0	346	0	59
Precinct 40	130	0	108	0	22
Precinct 41	380	0	338	0	42
Precinct 42	362	0	323	0	39
Precinct 43	317	0	284	1	32
Precinct 44	494	0	454	0	40
Precinct 45	393	0	315	2	76
Precinct 46	342	0	307	0	35
Precinct 47	506	0	454	0	52
Precinct 48	164	0	147	0	17
Precinct 49	148	0	136	0	12
Precinct 50	181	0	140	0	41
Total	18384	0	16414	18	1952

**Official Final Results**  
**Statement of Ballots Cast**  
 Deschutes County, May 15, 2018 Primary Election  
 All Precincts, All Districts, All ScanStations, All Contests, All Boxes  
 Total Ballots Cast: 47426, Registered Voters: 129768, Overall Turnout: 36.55%  
 50 precincts reported out of 50 total

Page: 4 of 51  
 2018-06-12  
 11:07:08

**US Representative, 2nd District (REP) (Vote for 1)**

Precinct	Ballots Cast	Reg. Voters	Total Votes	Randy Pollock		Greg Walden		Paul J Romero Jr		Write-in	
Precinct 01	292	0	269	11	4.09%	225	83.64%	28	10.41%	5	1.86%
Precinct 02	627	0	574	24	4.18%	487	84.84%	59	10.28%	4	0.70%
Precinct 03	306	0	276	20	7.25%	214	77.54%	39	14.13%	3	1.09%
Precinct 04	306	0	282	10	3.55%	226	80.14%	43	15.25%	3	1.06%
Precinct 05	642	0	596	35	5.87%	474	79.53%	82	13.76%	5	0.84%
Precinct 06	284	0	266	19	7.14%	193	72.56%	51	19.17%	3	1.13%
Precinct 07	174	0	157	15	9.55%	121	77.07%	19	12.10%	2	1.27%
Precinct 08	78	0	74	3	4.05%	60	81.08%	11	14.86%	0	0.00%
Precinct 09	219	0	208	11	5.29%	170	81.73%	27	12.98%	0	0.00%
Precinct 10	232	0	222	12	5.41%	180	81.08%	30	13.51%	0	0.00%
Precinct 11	173	0	163	9	5.52%	134	82.21%	20	12.27%	0	0.00%
Precinct 12	619	0	575	31	5.39%	452	78.61%	89	15.48%	3	0.52%
Precinct 13	283	0	267	13	4.87%	222	83.15%	32	11.99%	0	0.00%
Precinct 14	484	0	447	16	3.58%	367	82.10%	64	14.32%	0	0.00%
Precinct 15	316	0	290	5	1.72%	251	86.55%	33	11.38%	1	0.34%
Precinct 16	361	0	331	14	4.23%	287	86.71%	29	8.76%	1	0.30%
Precinct 17	612	0	592	41	6.93%	461	77.87%	89	15.03%	1	0.17%
Precinct 18	753	0	707	42	5.94%	559	79.07%	103	14.57%	3	0.42%
Precinct 19	254	0	243	13	5.35%	196	80.66%	34	13.99%	0	0.00%
Precinct 20	612	0	569	25	4.39%	445	78.21%	98	17.22%	1	0.18%
Precinct 21	403	0	378	24	6.35%	302	79.89%	52	13.76%	0	0.00%
Precinct 22	98	0	91	4	4.40%	82	90.11%	5	5.49%	0	0.00%
Precinct 23	179	0	174	12	6.90%	112	64.37%	50	28.74%	0	0.00%
Precinct 24	194	0	178	15	8.43%	132	74.16%	31	17.42%	0	0.00%
Precinct 25	375	0	347	29	8.36%	268	77.23%	45	12.97%	5	1.44%
Precinct 26	326	0	306	11	3.59%	246	80.39%	49	16.01%	0	0.00%
Precinct 27	183	0	169	11	6.51%	141	83.43%	16	9.47%	1	0.59%
Precinct 28	723	0	686	40	5.83%	508	74.05%	138	20.12%	0	0.00%
Precinct 29	713	0	669	52	7.77%	493	73.69%	123	18.39%	1	0.15%
Precinct 30	333	0	305	32	10.49%	227	74.43%	45	14.75%	1	0.33%
Precinct 31	996	0	930	41	4.41%	782	84.09%	105	11.29%	2	0.22%
Precinct 32	297	0	274	21	7.66%	211	77.01%	41	14.96%	1	0.36%
Precinct 33	617	0	570	28	4.91%	459	80.53%	82	14.39%	1	0.18%
Precinct 34	447	0	410	28	6.83%	318	77.56%	62	15.12%	2	0.49%
Precinct 35	641	0	602	29	4.82%	522	86.71%	49	8.14%	2	0.33%
Precinct 36	809	0	757	37	4.89%	608	80.32%	112	14.80%	0	0.00%
Precinct 37	224	0	211	16	7.58%	171	81.04%	24	11.37%	0	0.00%
Precinct 38	468	0	435	22	5.06%	340	78.16%	72	16.55%	1	0.23%
Precinct 39	720	0	654	40	6.12%	493	75.38%	120	18.35%	1	0.15%
Precinct 40	259	0	232	18	7.76%	166	71.55%	44	18.97%	4	1.72%
Precinct 41	541	0	505	36	7.13%	416	82.38%	53	10.50%	0	0.00%
Precinct 42	596	0	564	29	5.14%	438	77.66%	97	17.20%	0	0.00%
Precinct 43	466	0	448	23	5.13%	365	81.47%	58	12.95%	2	0.45%
Precinct 44	490	0	461	20	4.34%	383	83.08%	54	11.71%	4	0.87%
Precinct 45	435	0	395	23	5.82%	311	78.73%	60	15.19%	1	0.25%
Precinct 46	295	0	280	12	4.29%	232	82.86%	36	12.86%	0	0.00%
Precinct 47	552	0	509	15	2.95%	454	89.19%	39	7.66%	1	0.20%
Precinct 48	384	0	362	22	6.08%	293	80.94%	46	12.71%	1	0.28%
Precinct 49	171	0	156	7	4.49%	132	84.62%	16	10.26%	1	0.64%
Precinct 50	345	0	315	22	6.98%	212	67.30%	81	25.71%	0	0.00%
<b>Total</b>	<b>20907</b>	<b>0</b>	<b>19481</b>	<b>1088</b>	<b>5.58%</b>	<b>15541</b>	<b>79.78%</b>	<b>2785</b>	<b>14.30%</b>	<b>67</b>	<b>0.34%</b>

Official Final Results  
Statement of Ballots Cast

Page: 5 of 51  
2018-06-12  
11:07:08

Deschutes County, May 15, 2018 Primary Election

All Precincts, All Districts, All ScanStations, All Contests, All Boxes

Total Ballots Cast: 47426, Registered Voters: 129768, Overall Turnout: 36.55%

50 precincts reported out of 50 total

**US Representative, 2nd District (REP) (Vote for 1)**

Precinct	Ballots Cast	Reg. Voters	Total Votes	Over Votes	Under Votes
Precinct 01	292	0	269	0	23
Precinct 02	627	0	574	0	53
Precinct 03	306	0	276	0	30
Precinct 04	306	0	282	0	24
Precinct 05	642	0	596	0	46
Precinct 06	284	0	266	0	18
Precinct 07	174	0	157	1	16
Precinct 08	78	0	74	0	4
Precinct 09	219	0	208	0	11
Precinct 10	232	0	222	0	10
Precinct 11	173	0	163	0	10
Precinct 12	619	0	575	0	44
Precinct 13	283	0	267	0	16
Precinct 14	484	0	447	0	37
Precinct 15	316	0	290	0	26
Precinct 16	361	0	331	0	30
Precinct 17	612	0	592	0	20
Precinct 18	753	0	707	0	46
Precinct 19	254	0	243	0	11
Precinct 20	612	0	569	0	43
Precinct 21	403	0	378	0	25
Precinct 22	98	0	91	0	7
Precinct 23	179	0	174	0	5
Precinct 24	194	0	178	0	16
Precinct 25	375	0	347	0	28
Precinct 26	326	0	306	0	20
Precinct 27	183	0	169	0	14
Precinct 28	723	0	686	0	37
Precinct 29	713	0	669	0	44
Precinct 30	333	0	305	0	28
Precinct 31	996	0	930	0	66
Precinct 32	297	0	274	0	23
Precinct 33	617	0	570	0	47
Precinct 34	447	0	410	0	37
Precinct 35	641	0	602	0	39
Precinct 36	809	0	757	0	52
Precinct 37	224	0	211	0	13
Precinct 38	468	0	435	0	33
Precinct 39	720	0	654	0	66
Precinct 40	259	0	232	0	27
Precinct 41	541	0	505	0	36
Precinct 42	596	0	564	0	32
Precinct 43	466	0	448	0	18
Precinct 44	490	0	461	0	29
Precinct 45	435	0	395	0	40
Precinct 46	295	0	280	0	15
Precinct 47	552	0	509	0	43
Precinct 48	384	0	362	0	22
Precinct 49	171	0	156	0	15
Precinct 50	345	0	315	0	30
Total	20907	0	19481	1	1425

Official Final Results  
Statement of Ballots Cast

Page: 6 of 51  
2018-06-12  
11:07:08

Deschutes County, May 15, 2018 Primary Election

All Precincts, All Districts, All ScanStations, All Contests, All Boxes

Total Ballots Cast: 47426, Registered Voters: 129768, Overall Turnout: 36.55%

50 precincts reported out of 50 total

**US Representative, 2nd District (IND) (Vote for 1)**

Precinct	Ballots Cast	Reg. Voters	Total Votes	Mark R Roberts	Write-in	Over Votes	Under Votes
Precinct 01	49	0	25	16 64.00%	9 36.00%	0	24
Precinct 02	73	0	43	27 62.79%	16 37.21%	0	30
Precinct 03	98	0	58	36 62.07%	22 37.93%	0	40
Precinct 04	45	0	28	15 53.57%	13 46.43%	0	17
Precinct 05	60	0	28	18 64.29%	10 35.71%	0	32
Precinct 06	48	0	29	18 62.07%	11 37.93%	0	19
Precinct 07	33	0	19	13 68.42%	6 31.58%	0	14
Precinct 08	7	0	2	1 50.00%	1 50.00%	0	5
Precinct 09	27	0	21	15 71.43%	6 28.57%	0	6
Precinct 10	13	0	10	5 50.00%	5 50.00%	0	3
Precinct 11	20	0	14	8 57.14%	6 42.86%	0	6
Precinct 12	38	0	22	10 45.45%	12 54.55%	0	16
Precinct 13	14	0	10	4 40.00%	6 60.00%	0	4
Precinct 14	34	0	20	14 70.00%	6 30.00%	0	14
Precinct 15	28	0	14	9 64.29%	5 35.71%	0	14
Precinct 16	32	0	19	10 52.63%	9 47.37%	0	13
Precinct 17	46	0	33	24 72.73%	9 27.27%	0	13
Precinct 18	44	0	32	21 65.62%	11 34.38%	0	12
Precinct 19	16	0	13	11 84.62%	2 15.38%	0	3
Precinct 20	75	0	42	27 64.29%	15 35.71%	0	33
Precinct 21	27	0	18	14 77.78%	4 22.22%	0	9
Precinct 22	14	0	5	4 80.00%	1 20.00%	0	9
Precinct 23	30	0	17	14 82.35%	3 17.65%	0	13
Precinct 24	25	0	14	11 78.57%	3 21.43%	0	11
Precinct 25	54	0	30	16 53.33%	14 46.67%	0	24
Precinct 26	38	0	23	15 65.22%	8 34.78%	0	15
Precinct 27	38	0	23	11 47.83%	12 52.17%	0	15
Precinct 28	73	0	56	43 76.79%	13 23.21%	0	17
Precinct 29	65	0	48	34 70.83%	14 29.17%	0	17
Precinct 30	54	0	32	22 68.75%	10 31.25%	0	22
Precinct 31	69	0	50	32 64.00%	18 36.00%	0	19
Precinct 32	46	0	30	18 60.00%	12 40.00%	0	16
Precinct 33	58	0	36	23 63.89%	13 36.11%	0	22
Precinct 34	44	0	27	19 70.37%	8 29.63%	0	17
Precinct 35	91	0	51	25 49.02%	26 50.98%	0	40
Precinct 36	76	0	48	31 64.58%	17 35.42%	0	28
Precinct 37	16	0	13	6 46.15%	7 53.85%	0	3
Precinct 38	49	0	34	26 76.47%	8 23.53%	0	15
Precinct 39	88	0	56	35 62.50%	21 37.50%	0	32
Precinct 40	24	0	19	13 68.42%	6 31.58%	0	5
Precinct 41	57	0	37	21 56.76%	16 43.24%	0	20
Precinct 42	42	0	32	20 62.50%	12 37.50%	0	10
Precinct 43	38	0	18	11 61.11%	7 38.89%	0	20
Precinct 44	59	0	39	24 61.54%	15 38.46%	0	20
Precinct 45	46	0	15	13 86.67%	2 13.33%	0	31
Precinct 46	28	0	19	9 47.37%	10 52.63%	0	9
Precinct 47	68	0	31	14 45.16%	17 54.84%	0	37
Precinct 48	21	0	13	8 61.54%	5 38.46%	0	8
Precinct 49	23	0	15	8 53.33%	7 46.67%	0	8
Precinct 50	28	0	20	13 65.00%	7 35.00%	0	8
Total	2189	0	1351	855 63.29%	496 36.71%	0	838

**Official Final Results**  
**Statement of Ballots Cast**  
**Deschutes County, May 15, 2018 Primary Election**  
 All Precincts, All Districts, All ScanStations, All Contests, All Boxes  
 Total Ballots Cast: 47426, Registered Voters: 129768, Overall Turnout: 36.55%  
 50 precincts reported out of 50 total

Page: 7 of 51  
 2018-06-12  
 11:07:08

**Governor (DEM) (Vote for 1)**

Precinct	Ballots Cast	Reg. Voters	Total Votes	Ed Jones		Kate Brown		Candace Neville		Write-in	
Precinct 01	717	0	689	19	2.76%	633	91.87%	27	3.92%	10	1.45%
Precinct 02	432	0	408	27	6.62%	336	82.35%	30	7.35%	15	3.68%
Precinct 03	981	0	929	16	1.72%	873	93.97%	27	2.91%	13	1.40%
Precinct 04	688	0	663	15	2.26%	624	94.12%	12	1.81%	12	1.81%
Precinct 05	722	0	693	27	3.90%	630	90.91%	26	3.75%	10	1.44%
Precinct 06	437	0	416	15	3.61%	369	88.70%	22	5.29%	10	2.40%
Precinct 07	452	0	422	12	2.84%	389	92.18%	15	3.55%	6	1.42%
Precinct 08	69	0	64	2	3.12%	57	89.06%	4	6.25%	1	1.56%
Precinct 09	249	0	235	6	2.55%	208	88.51%	13	5.53%	8	3.40%
Precinct 10	79	0	77	4	5.19%	64	83.12%	5	6.49%	4	5.19%
Precinct 11	236	0	229	2	0.87%	209	91.27%	10	4.37%	8	3.49%
Precinct 12	354	0	324	20	6.17%	266	82.10%	25	7.72%	13	4.01%
Precinct 13	177	0	167	7	4.19%	142	85.03%	14	8.38%	4	2.40%
Precinct 14	300	0	274	20	7.30%	230	83.94%	14	5.11%	10	3.65%
Precinct 15	283	0	257	12	4.67%	227	88.33%	12	4.67%	6	2.33%
Precinct 16	293	0	286	8	2.80%	253	88.46%	20	6.99%	5	1.75%
Precinct 17	424	0	406	45	11.08%	305	75.12%	31	7.64%	25	6.16%
Precinct 18	329	0	319	28	8.78%	246	77.12%	24	7.52%	21	6.58%
Precinct 19	108	0	105	10	9.52%	77	73.33%	10	9.52%	8	7.62%
Precinct 20	529	0	512	16	3.12%	444	86.72%	32	6.25%	20	3.91%
Precinct 21	181	0	169	11	6.51%	134	79.29%	15	8.88%	9	5.33%
Precinct 22	60	0	58	4	6.90%	52	89.66%	1	1.72%	1	1.72%
Precinct 23	83	0	79	13	16.46%	47	59.49%	10	12.66%	9	11.39%
Precinct 24	82	0	75	11	14.67%	50	66.67%	6	8.00%	8	10.67%
Precinct 25	475	0	441	25	5.67%	386	87.53%	22	4.99%	8	1.81%
Precinct 26	356	0	333	12	3.60%	296	88.89%	18	5.41%	7	2.10%
Precinct 27	550	0	522	6	1.15%	494	94.64%	11	2.11%	11	2.11%
Precinct 28	428	0	416	39	9.38%	317	76.20%	43	10.34%	17	4.09%
Precinct 29	369	0	357	45	12.61%	248	69.47%	53	14.85%	11	3.08%
Precinct 30	384	0	348	14	4.02%	314	90.23%	17	4.89%	3	0.86%
Precinct 31	470	0	449	27	6.01%	390	86.86%	24	5.35%	8	1.78%
Precinct 32	524	0	490	24	4.90%	421	85.92%	33	6.73%	12	2.45%
Precinct 33	538	0	504	20	3.97%	427	84.72%	38	7.54%	19	3.77%
Precinct 34	484	0	459	40	8.71%	367	79.96%	34	7.41%	18	3.92%
Precinct 35	680	0	635	14	2.20%	598	94.17%	15	2.36%	8	1.26%
Precinct 36	423	0	402	19	4.73%	329	81.84%	40	9.95%	14	3.48%
Precinct 37	192	0	183	7	3.83%	157	85.79%	11	6.01%	8	4.37%
Precinct 38	409	0	378	25	6.61%	301	79.63%	38	10.05%	14	3.70%
Precinct 39	405	0	388	39	10.05%	300	77.32%	29	7.47%	20	5.15%
Precinct 40	130	0	123	31	25.20%	73	59.35%	12	9.76%	7	5.69%
Precinct 41	380	0	354	19	5.37%	290	81.92%	21	5.93%	24	6.78%
Precinct 42	362	0	351	28	7.98%	268	76.35%	43	12.25%	12	3.42%
Precinct 43	317	0	294	14	4.76%	259	88.10%	15	5.10%	6	2.04%
Precinct 44	494	0	464	25	5.39%	403	86.85%	21	4.53%	15	3.23%
Precinct 45	393	0	355	13	3.66%	306	86.20%	26	7.32%	10	2.82%
Precinct 46	342	0	318	12	3.77%	286	89.94%	14	4.40%	6	1.89%
Precinct 47	506	0	478	10	2.09%	429	89.75%	25	5.23%	14	2.93%
Precinct 48	164	0	153	18	11.76%	112	73.20%	14	9.15%	9	5.88%
Precinct 49	148	0	137	2	1.46%	124	90.51%	8	5.84%	3	2.19%
Precinct 50	181	0	159	26	16.35%	102	64.15%	15	9.43%	16	10.06%
<b>Total</b>	<b>18369</b>	<b>0</b>	<b>17347</b>	<b>904</b>	<b>5.21%</b>	<b>14862</b>	<b>85.67%</b>	<b>1045</b>	<b>6.02%</b>	<b>536</b>	<b>3.09%</b>

Official Final Results  
 Statement of Ballots Cast  
 Deschutes County, May 15, 2018 Primary Election  
 All Precincts, All Districts, All ScanStations, All Contests, All Boxes  
 Total Ballots Cast: 47426, Registered Voters: 129768, Overall Turnout: 36.55%  
 50 precincts reported out of 50 total

Page: 8 of 51  
 2018-06-12  
 11:07:08

**Governor (DEM) (Vote for 1)**

Precinct	Ballots Cast	Reg. Voters	Total Votes	Over Votes	Under Votes
Precinct 01	717	0	689	0	28
Precinct 02	432	0	408	0	24
Precinct 03	981	0	929	0	52
Precinct 04	688	0	663	0	25
Precinct 05	722	0	693	0	29
Precinct 06	437	0	416	0	21
Precinct 07	452	0	422	0	30
Precinct 08	69	0	64	0	5
Precinct 09	249	0	235	0	14
Precinct 10	79	0	77	0	2
Precinct 11	236	0	229	0	7
Precinct 12	354	0	324	0	30
Precinct 13	177	0	167	0	10
Precinct 14	300	0	274	0	26
Precinct 15	283	0	257	0	26
Precinct 16	293	0	286	0	7
Precinct 17	424	0	406	0	18
Precinct 18	329	0	319	0	10
Precinct 19	108	0	105	0	3
Precinct 20	529	0	512	0	17
Precinct 21	181	0	169	0	12
Precinct 22	60	0	58	0	2
Precinct 23	83	0	79	0	4
Precinct 24	82	0	75	0	7
Precinct 25	475	0	441	0	34
Precinct 26	356	0	333	0	23
Precinct 27	550	0	522	0	28
Precinct 28	428	0	416	0	12
Precinct 29	369	0	357	0	12
Precinct 30	384	0	348	0	36
Precinct 31	470	0	449	0	21
Precinct 32	524	0	490	0	34
Precinct 33	538	0	504	0	34
Precinct 34	484	0	459	0	25
Precinct 35	680	0	635	0	45
Precinct 36	423	0	402	0	21
Precinct 37	192	0	183	0	9
Precinct 38	409	0	378	0	31
Precinct 39	405	0	388	0	17
Precinct 40	130	0	123	0	7
Precinct 41	380	0	354	0	26
Precinct 42	362	0	351	0	11
Precinct 43	317	0	294	0	23
Precinct 44	494	0	464	0	30
Precinct 45	393	0	355	0	38
Precinct 46	342	0	318	0	24
Precinct 47	506	0	478	0	28
Precinct 48	164	0	153	0	11
Precinct 49	148	0	137	0	11
Precinct 50	181	0	159	0	22
<b>Total</b>	<b>18369</b>	<b>0</b>	<b>17347</b>	<b>0</b>	<b>1022</b>

Official Final Results  
Statement of Ballots Cast

Page: 9 of 51  
2018-06-12  
11:07:08

Deschutes County, May 15, 2018 Primary Election

All Precincts, All Districts, All ScanStations, All Contests, All Boxes

Total Ballots Cast: 47426, Registered Voters: 129768, Overall Turnout: 36.55%

50 precincts reported out of 50 total

**Governor (REP) (Vote for 1)**

Precinct	Ballots Cast	Reg. Voters	Total Votes	Knutie Buehler		Keenan W Bohach		Greg C Wooldridge		Jonathan I Edwards III	
Precinct 01	292	0	285	220	77.19%	0	0.00%	14	4.91%	0	0.00%
Precinct 02	627	0	614	424	69.06%	2	0.33%	59	9.61%	0	0.00%
Precinct 03	306	0	295	237	80.34%	0	0.00%	17	5.76%	0	0.00%
Precinct 04	306	0	290	183	63.10%	0	0.00%	34	11.72%	0	0.00%
Precinct 05	642	0	627	426	67.94%	4	0.64%	73	11.64%	1	0.16%
Precinct 06	283	0	279	156	55.91%	2	0.72%	43	15.41%	0	0.00%
Precinct 07	174	0	168	131	77.98%	0	0.00%	7	4.17%	0	0.00%
Precinct 08	78	0	77	66	85.71%	0	0.00%	4	5.19%	0	0.00%
Precinct 09	219	0	215	130	60.47%	0	0.00%	23	10.70%	1	0.47%
Precinct 10	232	0	228	103	45.18%	0	0.00%	21	9.21%	0	0.00%
Precinct 11	173	0	169	115	68.05%	0	0.00%	13	7.69%	0	0.00%
Precinct 12	619	0	606	366	60.40%	1	0.17%	64	10.56%	1	0.17%
Precinct 13	283	0	276	173	62.68%	0	0.00%	27	9.78%	0	0.00%
Precinct 14	484	0	466	235	50.43%	0	0.00%	48	10.30%	1	0.21%
Precinct 15	316	0	311	185	59.49%	1	0.32%	29	9.32%	0	0.00%
Precinct 16	361	0	350	281	80.29%	1	0.29%	25	7.14%	1	0.29%
Precinct 17	612	0	606	308	50.83%	0	0.00%	102	16.83%	1	0.17%
Precinct 18	753	0	743	395	53.16%	0	0.00%	100	13.46%	1	0.13%
Precinct 19	254	0	252	131	51.98%	0	0.00%	46	18.25%	0	0.00%
Precinct 20	612	0	601	356	59.23%	0	0.00%	82	13.64%	0	0.00%
Precinct 21	403	0	394	224	56.85%	1	0.25%	47	11.93%	0	0.00%
Precinct 22	98	0	96	82	85.42%	0	0.00%	4	4.17%	0	0.00%
Precinct 23	179	0	177	94	53.11%	0	0.00%	22	12.43%	1	0.56%
Precinct 24	194	0	188	96	51.06%	0	0.00%	20	10.64%	0	0.00%
Precinct 25	375	0	365	221	60.55%	0	0.00%	56	15.34%	0	0.00%
Precinct 26	326	0	325	184	56.62%	0	0.00%	46	14.15%	0	0.00%
Precinct 27	183	0	176	142	80.68%	0	0.00%	4	2.27%	0	0.00%
Precinct 28	722	0	710	312	43.94%	0	0.00%	135	19.01%	0	0.00%
Precinct 29	713	0	700	339	48.43%	1	0.14%	110	15.71%	2	0.29%
Precinct 30	333	0	318	188	59.12%	0	0.00%	39	12.26%	1	0.31%
Precinct 31	996	0	980	623	63.57%	0	0.00%	130	13.27%	0	0.00%
Precinct 32	297	0	284	171	60.21%	0	0.00%	39	13.73%	1	0.35%
Precinct 33	617	0	602	390	64.78%	2	0.33%	65	10.80%	0	0.00%
Precinct 34	447	0	433	264	60.97%	1	0.23%	50	11.55%	0	0.00%
Precinct 35	641	0	627	524	83.57%	0	0.00%	28	4.47%	0	0.00%
Precinct 36	809	0	797	437	54.83%	2	0.25%	137	17.19%	2	0.25%
Precinct 37	224	0	222	143	64.41%	0	0.00%	28	12.61%	0	0.00%
Precinct 38	468	0	461	281	60.95%	0	0.00%	50	10.85%	0	0.00%
Precinct 39	720	0	687	383	55.75%	1	0.15%	68	9.90%	0	0.00%
Precinct 40	259	0	249	124	49.80%	1	0.40%	38	15.26%	0	0.00%
Precinct 41	541	0	524	296	56.49%	2	0.38%	63	12.02%	3	0.57%
Precinct 42	596	0	575	272	47.30%	1	0.17%	78	13.57%	0	0.00%
Precinct 43	466	0	464	293	63.15%	0	0.00%	42	9.05%	0	0.00%
Precinct 44	490	0	477	296	62.05%	2	0.42%	65	13.63%	2	0.42%
Precinct 45	435	0	411	230	55.96%	0	0.00%	48	11.68%	0	0.00%
Precinct 46	295	0	286	183	63.99%	0	0.00%	26	9.09%	0	0.00%
Precinct 47	552	0	538	451	83.83%	1	0.19%	27	5.02%	0	0.00%
Precinct 48	384	0	379	189	49.87%	0	0.00%	62	16.36%	0	0.00%
Precinct 49	171	0	167	126	75.45%	0	0.00%	13	7.78%	0	0.00%
Precinct 50	345	0	334	191	57.19%	0	0.00%	33	9.88%	1	0.30%
Total	20905	0	20404	12370	60.63%	26	0.13%	2404	11.78%	20	0.10%



Official Final Results  
 Statement of Ballots Cast  
 Deschutes County, May 15, 2018 Primary Election  
 All Precincts, All Districts, All ScanStations, All Contests, All Boxes  
 Total Ballots Cast: 47426, Registered Voters: 129768, Overall Turnout: 36.55%  
 50 precincts reported out of 50 total

Page: 10 of 51  
 2018-06-12  
 11:07:08

**Governor (REP) (Vote for 1)**

Precinct	Ballots Cast	Reg. Voters	Total Votes	David W Stauffer		Jeff Smith		Jack W Tacy		Brett Hyland	
Precinct 01	292	0	285	1	0.35%	3	1.05%	1	0.35%	0	0.00%
Precinct 02	627	0	614	2	0.33%	2	0.33%	0	0.00%	1	0.16%
Precinct 03	306	0	295	1	0.34%	2	0.68%	0	0.00%	1	0.34%
Precinct 04	306	0	290	2	0.69%	2	0.69%	1	0.34%	1	0.34%
Precinct 05	642	0	627	5	0.80%	5	0.80%	0	0.00%	0	0.00%
Precinct 06	283	0	279	3	1.08%	2	0.72%	0	0.00%	0	0.00%
Precinct 07	174	0	168	2	1.19%	2	1.19%	0	0.00%	0	0.00%
Precinct 08	78	0	77	1	1.30%	0	0.00%	0	0.00%	0	0.00%
Precinct 09	219	0	215	1	0.47%	1	0.47%	1	0.47%	0	0.00%
Precinct 10	232	0	228	0	0.00%	1	0.44%	0	0.00%	1	0.44%
Precinct 11	173	0	169	3	1.78%	1	0.59%	0	0.00%	0	0.00%
Precinct 12	619	0	606	0	0.00%	4	0.66%	0	0.00%	1	0.17%
Precinct 13	283	0	276	2	0.72%	1	0.36%	0	0.00%	0	0.00%
Precinct 14	484	0	466	0	0.00%	4	0.86%	0	0.00%	0	0.00%
Precinct 15	316	0	311	0	0.00%	4	1.29%	0	0.00%	1	0.32%
Precinct 16	361	0	350	2	0.57%	5	1.43%	0	0.00%	0	0.00%
Precinct 17	612	0	606	1	0.17%	3	0.50%	0	0.00%	0	0.00%
Precinct 18	753	0	743	3	0.40%	8	1.08%	0	0.00%	1	0.13%
Precinct 19	254	0	252	0	0.00%	0	0.00%	1	0.40%	0	0.00%
Precinct 20	612	0	601	2	0.33%	2	0.33%	3	0.50%	0	0.00%
Precinct 21	403	0	394	2	0.51%	3	0.76%	0	0.00%	0	0.00%
Precinct 22	98	0	96	1	1.04%	1	1.04%	0	0.00%	0	0.00%
Precinct 23	179	0	177	0	0.00%	2	1.13%	0	0.00%	0	0.00%
Precinct 24	194	0	188	0	0.00%	0	0.00%	0	0.00%	0	0.00%
Precinct 25	375	0	365	0	0.00%	2	0.55%	0	0.00%	0	0.00%
Precinct 26	326	0	325	0	0.00%	1	0.31%	0	0.00%	0	0.00%
Precinct 27	183	0	176	0	0.00%	2	1.14%	0	0.00%	0	0.00%
Precinct 28	722	0	710	5	0.70%	4	0.56%	0	0.00%	1	0.14%
Precinct 29	713	0	700	0	0.00%	8	1.14%	0	0.00%	0	0.00%
Precinct 30	333	0	318	1	0.31%	2	0.63%	0	0.00%	0	0.00%
Precinct 31	996	0	980	6	0.61%	2	0.20%	0	0.00%	0	0.00%
Precinct 32	297	0	284	1	0.35%	5	1.76%	0	0.00%	2	0.70%
Precinct 33	617	0	602	2	0.33%	0	0.00%	0	0.00%	0	0.00%
Precinct 34	447	0	433	3	0.69%	5	1.15%	1	0.23%	0	0.00%
Precinct 35	641	0	627	2	0.32%	4	0.64%	0	0.00%	0	0.00%
Precinct 36	809	0	797	5	0.63%	4	0.50%	0	0.00%	0	0.00%
Precinct 37	224	0	222	2	0.90%	2	0.90%	0	0.00%	0	0.00%
Precinct 38	468	0	461	1	0.22%	7	1.52%	0	0.00%	0	0.00%
Precinct 39	720	0	687	1	0.15%	4	0.58%	0	0.00%	0	0.00%
Precinct 40	259	0	249	0	0.00%	0	0.00%	0	0.00%	0	0.00%
Precinct 41	541	0	524	2	0.38%	5	0.95%	1	0.19%	0	0.00%
Precinct 42	596	0	575	5	0.87%	7	1.22%	0	0.00%	0	0.00%
Precinct 43	466	0	464	0	0.00%	7	1.51%	1	0.22%	0	0.00%
Precinct 44	490	0	477	0	0.00%	2	0.42%	0	0.00%	1	0.21%
Precinct 45	435	0	411	1	0.24%	2	0.49%	0	0.00%	0	0.00%
Precinct 46	295	0	286	3	1.05%	0	0.00%	0	0.00%	0	0.00%
Precinct 47	552	0	538	0	0.00%	3	0.56%	0	0.00%	2	0.37%
Precinct 48	384	0	379	1	0.26%	0	0.00%	1	0.26%	0	0.00%
Precinct 49	171	0	167	1	0.60%	0	0.00%	0	0.00%	0	0.00%
Precinct 50	345	0	334	1	0.30%	1	0.30%	1	0.30%	0	0.00%
<b>Total</b>	<b>20905</b>	<b>0</b>	<b>20404</b>	<b>77</b>	<b>0.38%</b>	<b>137</b>	<b>0.67%</b>	<b>12</b>	<b>0.06%</b>	<b>13</b>	<b>0.06%</b>

Official Final Results  
Statement of Ballots Cast

Page: 11 of 51  
2018-06-12  
11:07:08

Deschutes County, May 15, 2018 Primary Election

All Precincts, All Districts, All ScanStations, All Contests, All Boxes

Total Ballots Cast: 47426, Registered Voters: 129768, Overall Turnout: 36.55%

50 precincts reported out of 50 total

**Governor (REP) (Vote for 1)**

Precinct	Ballots Cast	Reg. Voters	Total Votes	Bruce Cuff		Sam Carpenter		Write-in		Over Votes	Under Votes
Precinct 01	292	0	285	2	0.70%	42	14.74%	2	0.70%	0	7
Precinct 02	627	0	614	2	0.33%	122	19.87%	0	0.00%	0	13
Precinct 03	306	0	295	1	0.34%	35	11.86%	1	0.34%	0	11
Precinct 04	306	0	290	0	0.00%	64	22.07%	3	1.03%	0	16
Precinct 05	642	0	627	7	1.12%	105	16.75%	1	0.16%	0	15
Precinct 06	283	0	279	0	0.00%	70	25.09%	3	1.08%	0	4
Precinct 07	174	0	168	0	0.00%	26	15.48%	0	0.00%	0	6
Precinct 08	78	0	77	1	1.30%	5	6.49%	0	0.00%	0	1
Precinct 09	219	0	215	2	0.93%	56	26.05%	0	0.00%	0	4
Precinct 10	232	0	228	0	0.00%	102	44.74%	0	0.00%	0	4
Precinct 11	173	0	169	1	0.59%	35	20.71%	1	0.59%	0	4
Precinct 12	619	0	606	2	0.33%	165	27.23%	2	0.33%	0	13
Precinct 13	283	0	276	1	0.36%	72	26.09%	0	0.00%	0	7
Precinct 14	484	0	466	2	0.43%	176	37.77%	0	0.00%	0	18
Precinct 15	316	0	311	2	0.64%	89	28.62%	0	0.00%	0	5
Precinct 16	361	0	350	1	0.29%	34	9.71%	0	0.00%	0	11
Precinct 17	612	0	606	10	1.65%	179	29.54%	2	0.33%	0	6
Precinct 18	753	0	743	2	0.27%	229	30.82%	4	0.54%	1	9
Precinct 19	254	0	252	2	0.79%	70	27.78%	2	0.79%	0	2
Precinct 20	612	0	601	6	1.00%	149	24.79%	1	0.17%	1	10
Precinct 21	403	0	394	1	0.25%	116	29.44%	0	0.00%	0	9
Precinct 22	98	0	96	0	0.00%	8	8.33%	0	0.00%	0	2
Precinct 23	179	0	177	0	0.00%	58	32.77%	0	0.00%	0	2
Precinct 24	194	0	188	1	0.53%	71	37.77%	0	0.00%	0	6
Precinct 25	375	0	365	2	0.55%	83	22.74%	1	0.27%	0	10
Precinct 26	326	0	325	2	0.62%	92	28.31%	0	0.00%	0	1
Precinct 27	183	0	176	0	0.00%	27	15.34%	1	0.57%	0	7
Precinct 28	722	0	710	8	1.13%	244	34.37%	1	0.14%	0	12
Precinct 29	713	0	700	4	0.57%	233	33.29%	3	0.43%	2	11
Precinct 30	333	0	318	2	0.63%	85	26.73%	0	0.00%	0	15
Precinct 31	996	0	980	3	0.31%	215	21.94%	1	0.10%	0	16
Precinct 32	297	0	284	0	0.00%	64	22.54%	1	0.35%	0	13
Precinct 33	617	0	602	3	0.50%	138	22.92%	2	0.33%	0	15
Precinct 34	447	0	433	4	0.92%	104	24.02%	1	0.23%	0	14
Precinct 35	641	0	627	1	0.16%	67	10.69%	1	0.16%	1	13
Precinct 36	809	0	797	8	1.00%	200	25.09%	2	0.25%	0	12
Precinct 37	224	0	222	0	0.00%	45	20.27%	2	0.90%	0	2
Precinct 38	468	0	461	6	1.30%	114	24.73%	2	0.43%	0	7
Precinct 39	720	0	687	2	0.29%	226	32.90%	2	0.29%	0	33
Precinct 40	259	0	249	3	1.20%	82	32.93%	1	0.40%	0	10
Precinct 41	541	0	524	2	0.38%	150	28.63%	0	0.00%	0	17
Precinct 42	596	0	575	3	0.52%	209	36.35%	0	0.00%	0	21
Precinct 43	466	0	464	2	0.43%	116	25.00%	3	0.65%	0	2
Precinct 44	490	0	477	5	1.05%	99	20.75%	5	1.05%	0	13
Precinct 45	435	0	411	0	0.00%	129	31.39%	1	0.24%	0	24
Precinct 46	295	0	286	3	1.05%	71	24.83%	0	0.00%	0	9
Precinct 47	552	0	538	0	0.00%	51	9.48%	3	0.56%	0	14
Precinct 48	384	0	379	3	0.79%	121	31.93%	2	0.53%	1	4
Precinct 49	171	0	167	0	0.00%	27	16.17%	0	0.00%	0	4
Precinct 50	345	0	334	4	1.20%	101	30.24%	1	0.30%	0	11
Total	20905	0	20404	116	0.57%	5171	25.34%	58	0.28%	6	495

Official Final Results

Statement of Ballots Cast

Deschutes County, May 15, 2018 Primary Election

All Precincts, All Districts, All ScanStations, All Contests, All Boxes

Total Ballots Cast: 47426, Registered Voters: 129768, Overall Turnout: 36.55%

50 precincts reported out of 50 total

**Governor (IND) (Vote for 1)**

Precinct	Ballots Cast	Reg. Voters	Total Votes	Dan (Mr P) Pistorosi	Skye J Allen	Patrick Starnes	Write-in
Precinct 01	49	0	31	1 3.23%	5 16.13%	2 6.45%	23 74.19%
Precinct 02	73	0	47	2 4.26%	5 10.64%	8 17.02%	32 68.09%
Precinct 03	98	0	65	5 7.69%	4 6.15%	17 26.15%	39 60.00%
Precinct 04	45	0	33	0 0.00%	0 0.00%	9 27.27%	24 72.73%
Precinct 05	60	0	45	3 6.67%	2 4.44%	7 15.56%	33 73.33%
Precinct 06	48	0	35	2 5.71%	5 14.29%	5 14.29%	23 65.71%
Precinct 07	33	0	21	2 9.52%	1 4.76%	5 23.81%	13 61.90%
Precinct 08	7	0	3	0 0.00%	0 0.00%	0 0.00%	3 100.00%
Precinct 09	27	0	21	0 0.00%	1 4.76%	7 33.33%	13 61.90%
Precinct 10	13	0	8	1 12.50%	0 0.00%	1 12.50%	6 75.00%
Precinct 11	20	0	14	0 0.00%	1 7.14%	4 28.57%	9 64.29%
Precinct 12	38	0	29	1 3.45%	2 6.90%	5 17.24%	21 72.41%
Precinct 13	14	0	11	0 0.00%	1 9.09%	0 0.00%	10 90.91%
Precinct 14	34	0	21	2 9.52%	1 4.76%	2 9.52%	16 76.19%
Precinct 15	28	0	17	1 5.88%	1 5.88%	6 35.29%	9 52.94%
Precinct 16	32	0	26	0 0.00%	0 0.00%	5 19.23%	21 80.77%
Precinct 17	46	0	41	3 7.32%	3 7.32%	9 21.95%	26 63.41%
Precinct 18	44	0	39	1 2.56%	2 5.13%	10 25.64%	26 66.67%
Precinct 19	16	0	14	2 14.29%	0 0.00%	3 21.43%	9 64.29%
Precinct 20	75	0	53	1 1.89%	2 3.77%	19 35.85%	31 58.49%
Precinct 21	27	0	22	0 0.00%	0 0.00%	5 22.73%	17 77.27%
Precinct 22	14	0	9	0 0.00%	3 33.33%	2 22.22%	4 44.44%
Precinct 23	30	0	19	2 10.53%	3 15.79%	6 31.58%	8 42.11%
Precinct 24	25	0	20	1 5.00%	2 10.00%	6 30.00%	11 55.00%
Precinct 25	54	0	37	3 8.11%	3 8.11%	7 18.92%	24 64.86%
Precinct 26	38	0	24	1 4.17%	1 4.17%	5 20.83%	17 70.83%
Precinct 27	38	0	25	0 0.00%	2 8.00%	4 16.00%	19 76.00%
Precinct 28	73	0	63	5 7.94%	9 14.29%	16 25.40%	33 52.38%
Precinct 29	65	0	57	5 8.77%	7 12.28%	14 24.56%	31 54.39%
Precinct 30	54	0	32	1 3.12%	2 6.25%	5 15.62%	24 75.00%
Precinct 31	69	0	60	2 3.33%	5 8.33%	4 6.67%	49 81.67%
Precinct 32	46	0	37	4 10.81%	1 2.70%	6 16.22%	26 70.27%
Precinct 33	58	0	40	2 5.00%	1 2.50%	4 10.00%	33 82.50%
Precinct 34	44	0	38	6 15.79%	2 5.26%	7 18.42%	23 60.53%
Precinct 35	91	0	69	2 2.90%	2 2.90%	10 14.49%	55 79.71%
Precinct 36	76	0	67	4 5.97%	3 4.48%	11 16.42%	49 73.13%
Precinct 37	16	0	12	0 0.00%	1 8.33%	1 8.33%	10 83.33%
Precinct 38	49	0	37	6 16.22%	4 10.81%	9 24.32%	18 48.65%
Precinct 39	88	0	67	7 10.45%	5 7.46%	13 19.40%	42 62.69%
Precinct 40	24	0	22	0 0.00%	3 13.64%	7 31.82%	12 54.55%
Precinct 41	57	0	46	2 4.35%	3 6.52%	7 15.22%	34 73.91%
Precinct 42	42	0	32	2 6.25%	1 3.12%	3 9.38%	26 81.25%
Precinct 43	38	0	24	0 0.00%	4 16.67%	5 20.83%	15 62.50%
Precinct 44	59	0	39	5 12.82%	5 12.82%	6 15.38%	23 58.97%
Precinct 45	46	0	22	1 4.55%	1 4.55%	6 27.27%	14 63.64%
Precinct 46	28	0	24	1 4.17%	0 0.00%	4 16.67%	19 79.17%
Precinct 47	68	0	46	0 0.00%	1 2.17%	5 10.87%	40 86.96%
Precinct 48	21	0	18	0 0.00%	2 11.11%	3 16.67%	13 72.22%
Precinct 49	23	0	17	1 5.88%	0 0.00%	2 11.76%	14 82.35%
Precinct 50	28	0	23	2 8.70%	3 13.04%	2 8.70%	16 69.57%
Total	2189	0	1622	92 5.67%	115 7.09%	309 19.05%	1106 68.19%

Official Final Results  
Statement of Ballots Cast

Page: 13 of 51  
2018-06-12  
11:07:08

Deschutes County, May 15, 2018 Primary Election

All Precincts, All Districts, All ScanStations, All Contests, All Boxes

Total Ballots Cast: 47426, Registered Voters: 129768, Overall Turnout: 36.55%

50 precincts reported out of 50 total

**Governor (IND) (Vote for 1)**

Precinct	Ballots Cast	Reg. Voters	Total Votes	Over Votes	Under Votes
Precinct 01	49	0	31	0	18
Precinct 02	73	0	47	0	26
Precinct 03	98	0	65	0	33
Precinct 04	45	0	33	0	12
Precinct 05	60	0	45	0	15
Precinct 06	48	0	35	0	13
Precinct 07	33	0	21	0	12
Precinct 08	7	0	3	0	4
Precinct 09	27	0	21	0	6
Precinct 10	13	0	8	0	5
Precinct 11	20	0	14	0	6
Precinct 12	38	0	29	0	9
Precinct 13	14	0	11	0	3
Precinct 14	34	0	21	0	13
Precinct 15	28	0	17	0	11
Precinct 16	32	0	26	0	6
Precinct 17	46	0	41	0	5
Precinct 18	44	0	39	0	5
Precinct 19	16	0	14	0	2
Precinct 20	75	0	53	0	22
Precinct 21	27	0	22	0	5
Precinct 22	14	0	9	0	5
Precinct 23	30	0	19	0	11
Precinct 24	25	0	20	0	5
Precinct 25	54	0	37	0	17
Precinct 26	38	0	24	0	14
Precinct 27	38	0	25	0	13
Precinct 28	73	0	63	0	10
Precinct 29	65	0	57	0	8
Precinct 30	54	0	32	0	22
Precinct 31	69	0	60	0	9
Precinct 32	46	0	37	0	9
Precinct 33	58	0	40	0	18
Precinct 34	44	0	38	0	6
Precinct 35	91	0	69	0	22
Precinct 36	76	0	67	0	9
Precinct 37	16	0	12	0	4
Precinct 38	49	0	37	0	12
Precinct 39	88	0	67	0	21
Precinct 40	24	0	22	0	2
Precinct 41	57	0	46	0	11
Precinct 42	42	0	32	0	10
Precinct 43	38	0	24	0	14
Precinct 44	59	0	39	0	20
Precinct 45	46	0	22	0	24
Precinct 46	28	0	24	0	4
Precinct 47	68	0	46	0	22
Precinct 48	21	0	18	0	3
Precinct 49	23	0	17	0	6
Precinct 50	28	0	23	0	5
Total	2189	0	1622	0	567

Official Final Results

Statement of Ballots Cast

Deschutes County, May 15, 2018 Primary Election

All Precincts, All Districts, All ScanStations, All Contests, All Boxes

Total Ballots Cast: 47426, Registered Voters: 129768, Overall Turnout: 36.55%

50 precincts reported out of 50 total

**State Senator, 30th District (DEM) (Vote for 1)**

Precinct	Ballots Cast	Reg. Voters	Total Votes	Solea Kabakov	Write-in	Over Votes	Under Votes
Precinct 14	300	0	178	172 96.63%	6 3.37%	0	122
Precinct 15	283	0	165	164 99.39%	1 0.61%	0	118
Precinct 18	329	0	219	215 98.17%	4 1.83%	0	110
Precinct 22	60	0	48	48 100.00%	0 0.00%	0	12
Precinct 30	384	0	252	251 99.60%	1 0.40%	0	132
Precinct 31	470	0	332	329 99.10%	3 0.90%	0	138
Precinct 45	393	0	263	257 97.72%	6 2.28%	0	130
Precinct 48	164	0	111	109 98.20%	2 1.80%	0	53
Total	2383	0	1568	1545 98.53%	23 1.47%	0	815

Official Final Results  
 Statement of Ballots Cast  
 Deschutes County, May 15, 2018 Primary Election  
 All Precincts, All Districts, All ScanStations, All Contests, All Boxes  
 Total Ballots Cast: 47426, Registered Voters: 129768, Overall Turnout: 36.55%  
 50 precincts reported out of 50 total

Page: 15 of 51  
 2018-06-12  
 11:07:08

**State Senator, 30th District (REP) (Vote for 1)**

Precinct	Ballots Cast	Reg. Voters	Total Votes	Cliff Bentz	Write-in	Over Votes	Under Votes
Precinct 14	484	0	304	304 100.00%	0 0.00%	0	180
Precinct 15	316	0	182	181 99.45%	1 0.55%	0	134
Precinct 18	753	0	497	497 100.00%	0 0.00%	0	256
Precinct 22	98	0	54	54 100.00%	0 0.00%	0	44
Precinct 30	333	0	208	207 99.52%	1 0.48%	0	125
Precinct 31	996	0	645	642 99.53%	3 0.47%	0	351
Precinct 45	435	0	237	236 99.58%	1 0.42%	0	198
Precinct 48	384	0	246	244 99.19%	2 0.81%	0	138
<b>Total</b>	<b>3799</b>	<b>0</b>	<b>2373</b>	<b>2365 99.66%</b>	<b>8 0.34%</b>	<b>0</b>	<b>1426</b>

Official Final Results  
Statement of Ballots Cast

Page: 16 of 51  
2018-06-12  
11:07:08

Deschutes County, May 15, 2018 Primary Election  
All Precincts, All Districts, All ScanStations, All Contests, All Boxes  
Total Ballots Cast: 47426, Registered Voters: 129768, Overall Turnout: 36.55%  
50 precincts reported out of 50 total

**State Representative, 53rd District (DEM) (Vote for 1)**

Precinct	Ballots Cast	Reg. Voters	Total Votes	Bill Trumble		Eileen Kiely		Write-in		Over Votes	Under Votes
Precinct 11	236	0	211	43	20.38%	166	78.67%	2	0.95%	0	25
Precinct 12	354	0	282	81	28.72%	198	70.21%	3	1.06%	0	72
Precinct 13	177	0	141	30	21.28%	108	76.60%	3	2.13%	0	36
Precinct 16	293	0	263	43	16.35%	220	83.65%	0	0.00%	0	30
Precinct 17	424	0	371	109	29.38%	251	67.65%	11	2.96%	0	53
Precinct 19	108	0	88	23	26.14%	64	72.73%	1	1.14%	0	20
Precinct 20	529	0	439	112	25.51%	321	73.12%	6	1.37%	0	90
Precinct 21	181	0	158	43	27.22%	112	70.89%	3	1.90%	0	23
Precinct 26	356	0	306	84	27.45%	222	72.55%	0	0.00%	0	50
Precinct 28	428	0	384	112	29.17%	269	70.05%	3	0.78%	0	44
Precinct 29	369	0	326	92	28.22%	227	69.63%	7	2.15%	1	42
Precinct 35	680	0	581	126	21.69%	453	77.97%	2	0.34%	0	99
Precinct 36	423	0	384	121	31.51%	259	67.45%	4	1.04%	0	39
Precinct 37	192	0	156	37	23.72%	114	73.08%	5	3.21%	0	36
Precinct 38	409	0	342	73	21.35%	267	78.07%	2	0.58%	0	67
Precinct 41	380	0	316	66	20.89%	239	75.63%	11	3.48%	0	64
Precinct 42	362	0	298	80	26.85%	214	71.81%	4	1.34%	0	64
Precinct 43	317	0	262	58	22.14%	203	77.48%	1	0.38%	0	55
Precinct 49	148	0	126	28	22.22%	98	77.78%	0	0.00%	0	22
<b>Total</b>	<b>6366</b>	<b>0</b>	<b>5434</b>	<b>1361</b>	<b>25.05%</b>	<b>4005</b>	<b>73.70%</b>	<b>68</b>	<b>1.25%</b>	<b>1</b>	<b>931</b>

Official Final Results  
Statement of Ballots Cast

Page: 17 of 51  
2018-06-12  
11:07:08

Deschutes County, May 15, 2018 Primary Election  
All Precincts, All Districts, All ScanStations, All Contests, All Boxes  
Total Ballots Cast: 47426, Registered Voters: 129768, Overall Turnout: 36.55%  
50 precincts reported out of 50 total

**State Representative, 53rd District (REP) (Vote for 1)**

Precinct	Ballots Cast	Reg. Voters	Total Votes	Jack Zika		Ben Schimmoller		Write-in		Over Votes	Under Votes
Precinct 11	173	0	142	81	57.04%	59	41.55%	2	1.41%	0	31
Precinct 12	619	0	512	215	41.99%	297	58.01%	0	0.00%	0	107
Precinct 13	283	0	235	82	34.89%	153	65.11%	0	0.00%	1	47
Precinct 16	361	0	277	186	67.15%	91	32.85%	0	0.00%	0	84
Precinct 17	612	0	547	283	51.74%	263	48.08%	1	0.18%	0	65
Precinct 19	254	0	227	96	42.29%	130	57.27%	1	0.44%	0	27
Precinct 20	612	0	514	247	48.05%	266	51.75%	1	0.19%	0	98
Precinct 21	403	0	323	127	39.32%	194	60.06%	2	0.62%	0	80
Precinct 26	326	0	282	129	45.74%	151	53.55%	2	0.71%	0	44
Precinct 28	722	0	647	332	51.31%	313	48.38%	2	0.31%	0	75
Precinct 29	713	0	633	333	52.61%	297	46.92%	3	0.47%	0	80
Precinct 35	641	0	508	344	67.72%	163	32.09%	1	0.20%	0	133
Precinct 36	809	0	702	356	50.71%	342	48.72%	4	0.57%	0	107
Precinct 37	224	0	185	85	45.95%	99	53.51%	1	0.54%	0	39
Precinct 38	468	0	376	195	51.86%	178	47.34%	3	0.80%	0	92
Precinct 41	541	0	436	209	47.94%	227	52.06%	0	0.00%	0	105
Precinct 42	596	0	504	215	42.66%	288	57.14%	1	0.20%	0	92
Precinct 43	466	0	380	183	48.16%	191	50.26%	6	1.58%	0	86
Precinct 49	171	0	140	73	52.14%	67	47.86%	0	0.00%	0	31
<b>Total</b>	<b>8994</b>	<b>0</b>	<b>7570</b>	<b>3771</b>	<b>49.82%</b>	<b>3769</b>	<b>49.79%</b>	<b>30</b>	<b>0.40%</b>	<b>1</b>	<b>1423</b>



Official Final Results  
Statement of Ballots Cast

Page: 18 of 51  
2018-06-12  
11:07:08

Deschutes County, May 15, 2018 Primary Election  
All Precincts, All Districts, All ScanStations, All Contests, All Boxes  
Total Ballots Cast: 47426, Registered Voters: 129768, Overall Turnout: 36.55%  
50 precincts reported out of 50 total

**State Representative, 53rd District (IND) (Vote for 1)**

Precinct	Ballots Cast	Reg. Voters	Total Votes	Write-in	Over Votes	Under Votes
Precinct 11	20	0	6	6 100.00%	0	14
Precinct 12	38	0	16	16 100.00%	0	22
Precinct 13	14	0	5	5 100.00%	0	9
Precinct 16	32	0	13	13 100.00%	0	19
Precinct 17	46	0	16	16 100.00%	0	30
Precinct 19	16	0	2	2 100.00%	0	14
Precinct 20	75	0	19	19 100.00%	0	56
Precinct 21	27	0	6	6 100.00%	0	21
Precinct 26	38	0	9	9 100.00%	0	29
Precinct 28	73	0	21	21 100.00%	0	52
Precinct 29	65	0	18	18 100.00%	0	47
Precinct 35	91	0	29	29 100.00%	0	62
Precinct 36	76	0	25	25 100.00%	0	51
Precinct 37	16	0	7	7 100.00%	0	9
Precinct 38	49	0	8	8 100.00%	0	41
Precinct 41	57	0	17	17 100.00%	0	40
Precinct 42	42	0	11	11 100.00%	0	31
Precinct 43	38	0	9	9 100.00%	0	29
Precinct 49	23	0	5	5 100.00%	0	18
Total	836	0	242	242 100.00%	0	594

Official Final Results  
Statement of Ballots Cast

Page: 19 of 51  
2018-06-12  
11:07:08

Deschutes County, May 15, 2018 Primary Election  
All Precincts, All Districts, All ScanStations, All Contests, All Boxes  
Total Ballots Cast: 47426, Registered Voters: 129768, Overall Turnout: 36.55%  
50 precincts reported out of 50 total

**State Representative, 54th District (DEM) (Vote for 1)**

Precinct	Ballots Cast	Reg. Voters	Total Votes	Nathan K Boddie	Write-in	Over Votes	Under Votes
Precinct 01	717	0	590	580 98.31%	10 1.69%	0	127
Precinct 02	432	0	333	323 97.00%	10 3.00%	0	99
Precinct 03	981	0	814	810 99.51%	4 0.49%	0	167
Precinct 04	688	0	563	559 99.29%	4 0.71%	0	125
Precinct 05	722	0	554	552 99.64%	2 0.36%	0	168
Precinct 06	437	0	340	333 97.94%	7 2.06%	0	97
Precinct 07	452	0	336	332 98.81%	4 1.19%	0	116
Precinct 08	69	0	55	55 100.00%	0 0.00%	0	14
Precinct 09	249	0	197	194 98.48%	3 1.52%	0	52
Precinct 25	475	0	370	364 98.38%	6 1.62%	0	105
Precinct 27	550	0	443	438 98.87%	5 1.13%	0	107
Precinct 32	524	0	412	405 98.30%	7 1.70%	0	112
Precinct 33	538	0	398	389 97.74%	9 2.26%	0	140
Precinct 34	484	0	386	371 96.11%	15 3.89%	0	98
Precinct 44	494	0	396	392 98.99%	4 1.01%	0	98
Precinct 46	342	0	260	255 98.08%	5 1.92%	0	82
Precinct 47	506	0	396	395 99.75%	1 0.25%	0	110
Total	8660	0	6843	6747 98.60%	96 1.40%	0	1817

Official Final Results  
Statement of Ballots Cast

Page: 20 of 51  
2018-06-12  
11:07:08

Deschutes County, May 15, 2018 Primary Election  
All Precincts, All Districts, All ScanStations, All Contests, All Boxes  
Total Ballots Cast: 47426, Registered Voters: 129768, Overall Turnout: 36.55%  
50 precincts reported out of 50 total

**State Representative, 54th District (REP) (Vote for 1)**

Precinct	Ballots Cast	Reg. Voters	Total Votes	Cheri Helt	Write-in	Over Votes	Under Votes
Precinct 01	292	0	199	196 98.49%	3 1.51%	0	93
Precinct 02	627	0	438	436 99.54%	2 0.46%	0	189
Precinct 03	306	0	189	185 97.88%	4 2.12%	0	117
Precinct 04	306	0	206	199 96.60%	7 3.40%	0	100
Precinct 05	642	0	451	444 98.45%	7 1.55%	0	191
Precinct 06	283	0	198	195 98.48%	3 1.52%	0	85
Precinct 07	174	0	107	104 97.20%	3 2.80%	0	67
Precinct 08	78	0	63	63 100.00%	0 0.00%	0	15
Precinct 09	219	0	150	146 97.33%	4 2.67%	0	69
Precinct 25	375	0	248	245 98.79%	3 1.21%	0	127
Precinct 27	183	0	125	123 98.40%	2 1.60%	0	58
Precinct 32	297	0	191	189 98.95%	2 1.05%	0	106
Precinct 33	617	0	411	406 98.78%	5 1.22%	0	206
Precinct 34	447	0	323	311 96.28%	12 3.72%	0	124
Precinct 44	490	0	330	316 95.76%	14 4.24%	0	160
Precinct 46	295	0	196	195 99.49%	1 0.51%	0	99
Precinct 47	552	0	394	390 98.98%	4 1.02%	0	158
Total	6183	0	4219	4143 98.20%	76 1.80%	0	1964

Official Final Results  
Statement of Ballots Cast

Page: 21 of 51  
2018-06-12  
11:07:08

Deschutes County, May 15, 2018 Primary Election  
All Precincts, All Districts, All ScanStations, All Contests, All Boxes  
Total Ballots Cast: 47426, Registered Voters: 129768, Overall Turnout: 36.55%  
50 precincts reported out of 50 total

**State Representative, 54th District (IND) (Vote for 1)**

Precinct	Ballots Cast	Reg. Voters	Total Votes	Write-in	Over Votes	Under Votes
Precinct 01	49	0	12	12 100.00%	0	37
Precinct 02	73	0	22	22 100.00%	0	51
Precinct 03	98	0	30	30 100.00%	0	68
Precinct 04	45	0	14	14 100.00%	0	31
Precinct 05	60	0	22	22 100.00%	0	38
Precinct 06	48	0	14	14 100.00%	0	34
Precinct 07	33	0	9	9 100.00%	0	24
Precinct 08	7	0	0	0 0.00%	0	7
Precinct 09	27	0	10	10 100.00%	0	17
Precinct 25	54	0	23	23 100.00%	0	31
Precinct 27	38	0	13	13 100.00%	0	25
Precinct 32	46	0	22	22 100.00%	0	24
Precinct 33	58	0	19	19 100.00%	0	39
Precinct 34	44	0	16	16 100.00%	0	28
Precinct 44	59	0	13	13 100.00%	0	46
Precinct 46	28	0	11	11 100.00%	0	17
Precinct 47	68	0	17	17 100.00%	0	51
Total	835	0	267	267 100.00%	0	568

Official Final Results  
 Statement of Ballots Cast  
 Deschutes County, May 15, 2018 Primary Election  
 All Precincts, All Districts, All ScanStations, All Contests, All Boxes  
 Total Ballots Cast: 47426, Registered Voters: 129768, Overall Turnout: 36.55%  
 50 precincts reported out of 50 total

Page: 22 of 51  
 2018-06-12  
 11:07:08

**State Representative, 55th District (DEM) (Vote for 1)**

Precinct	Ballots Cast	Reg. Voters	Total Votes	Karen Rippberger	Write-in	Over Votes	Under Votes
Precinct 10	79	0	58	55 94.83%	3 5.17%	0	21
Precinct 23	83	0	64	63 98.44%	1 1.56%	0	19
Precinct 24	82	0	59	57 96.61%	2 3.39%	0	23
Precinct 39	405	0	296	290 97.97%	6 2.03%	0	109
Precinct 40	130	0	92	89 96.74%	3 3.26%	0	38
Precinct 50	181	0	116	112 96.55%	4 3.45%	0	65
<b>Total</b>	<b>960</b>	<b>0</b>	<b>685</b>	<b>666 97.23%</b>	<b>19 2.77%</b>	<b>0</b>	<b>275</b>

**Official Final Results**  
**Statement of Ballots Cast**  
 Deschutes County, May 15, 2018 Primary Election  
 All Precincts, All Districts, All ScanStations, All Contests, All Boxes  
 Total Ballots Cast: 47426, Registered Voters: 129768, Overall Turnout: 36.55%  
 50 precincts reported out of 50 total

Page: 23 of 51  
 2018-06-12  
 11:07:08

**State Representative, 55th District (REP) (Vote for 1)**

Precinct	Ballots Cast	Reg. Voters	Total Votes	Mike McLane	Write-in	Over Votes	Under Votes
Precinct 10	232	0	166	166 100.00%	0 0.00%	0	66
Precinct 23	179	0	146	145 99.32%	1 0.68%	0	33
Precinct 24	194	0	136	136 100.00%	0 0.00%	0	58
Precinct 39	720	0	492	490 99.59%	2 0.41%	0	228
Precinct 40	259	0	179	178 99.44%	1 0.56%	0	80
Precinct 50	345	0	247	246 99.60%	1 0.40%	0	98
<b>Total</b>	<b>1929</b>	<b>0</b>	<b>1366</b>	<b>1361 99.63%</b>	<b>5 0.37%</b>	<b>0</b>	<b>563</b>

Official Final Results  
Statement of Ballots Cast

Page: 24 of 51  
2018-06-12  
11:07:08

Deschutes County, May 15, 2018 Primary Election  
All Precincts, All Districts, All ScanStations, All Contests, All Boxes  
Total Ballots Cast: 47426, Registered Voters: 129768, Overall Turnout: 36.55%  
50 precincts reported out of 50 total

**State Representative, 55th District (IND) (Vote for 1)**

Precinct	Ballots Cast	Reg. Voters	Total Votes	Write-in	Over Votes	Under Votes
Precinct 10	13	0	2	2 100.00%	0	11
Precinct 23	30	0	4	4 100.00%	0	26
Precinct 24	25	0	6	6 100.00%	0	19
Precinct 39	88	0	23	23 100.00%	0	65
Precinct 40	24	0	10	10 100.00%	0	14
Precinct 50	28	0	9	9 100.00%	0	19
Total	208	0	54	54 100.00%	0	154

Official Final Results  
Statement of Ballots Cast

Page: 25 of 51  
2018-06-12  
11:07:08

Deschutes County, May 15, 2018 Primary Election  
All Precincts, All Districts, All ScanStations, All Contests, All Boxes  
Total Ballots Cast: 47426, Registered Voters: 129768, Overall Turnout: 36.55%  
50 precincts reported out of 50 total

**State Representative, 59th District (DEM) (Vote for 1)**

Precinct	Ballots Cast	Reg. Voters	Total Votes	Darcy Long- Curtiss	Write-in	Over Votes	Under Votes
Precinct 14	300	0	179	176 98.32%	3 1.68%	0	121
Precinct 15	283	0	171	171 100.00%	0 0.00%	0	112
Precinct 18	329	0	229	224 97.82%	5 2.18%	0	100
Precinct 22	60	0	54	54 100.00%	0 0.00%	0	6
Precinct 30	384	0	250	249 99.60%	1 0.40%	0	134
Precinct 31	470	0	340	338 99.41%	2 0.59%	0	130
Precinct 45	393	0	259	256 98.84%	3 1.16%	0	134
Precinct 48	164	0	109	108 99.08%	1 0.92%	0	55
Total	2383	0	1591	1576 99.06%	15 0.94%	0	792



Official Final Results  
Statement of Ballots Cast

Page: 26 of 51  
2018-06-12  
11:07:08

Deschutes County, May 15, 2018 Primary Election  
All Precincts, All Districts, All ScanStations, All Contests, All Boxes  
Total Ballots Cast: 47426, Registered Voters: 129768, Overall Turnout: 36.55%  
50 precincts reported out of 50 total

**State Representative, 59th District (REP) (Vote for 1)**

Precinct	Ballots Cast	Reg. Voters	Total Votes	Daniel G Bonham	Write-in	Over Votes	Under Votes
Precinct 14	484	0	292	291 99.66%	1 0.34%	0	192
Precinct 15	316	0	184	184 100.00%	0 0.00%	0	132
Precinct 18	753	0	474	471 99.37%	3 0.63%	0	279
Precinct 22	98	0	50	49 98.00%	1 2.00%	0	48
Precinct 30	333	0	206	205 99.51%	1 0.49%	0	127
Precinct 31	996	0	631	627 99.37%	4 0.63%	0	365
Precinct 45	435	0	234	233 99.57%	1 0.43%	0	201
Precinct 48	384	0	241	237 98.34%	4 1.66%	0	143
Total	3799	0	2312	2297 99.35%	15 0.65%	0	1487

**Official Final Results**  
**Statement of Ballots Cast**  
 Deschutes County, May 15, 2018 Primary Election  
 All Precincts, All Districts, All ScanStations, All Contests, All Boxes  
 Total Ballots Cast: 47426, Registered Voters: 129768, Overall Turnout: 36.55%  
 50 precincts reported out of 50 total

Page: 27 of 51  
 2018-06-12  
 11:07:08

**State Representative, 59th District (IND) (Vote for 1)**

Precinct	Ballots Cast	Reg. Voters	Total Votes	Write-in	Over Votes	Under Votes
Precinct 14	34	0	9	9 100.00%	0	25
Precinct 15	28	0	5	5 100.00%	0	23
Precinct 18	44	0	13	13 100.00%	0	31
Precinct 22	14	0	0	0 0.00%	0	14
Precinct 30	54	0	12	12 100.00%	0	42
Precinct 31	69	0	17	17 100.00%	0	52
Precinct 45	46	0	2	2 100.00%	0	44
Precinct 48	21	0	5	5 100.00%	0	16
Total	310	0	63	63 100.00%	0	247

Official Final Results  
Statement of Ballots Cast

Page: 28 of 51  
2018-06-12  
11:07:08

Deschutes County, May 15, 2018 Primary Election

All Precincts, All Districts, All ScanStations, All Contests, All Boxes

Total Ballots Cast: 47426, Registered Voters: 129768, Overall Turnout: 36.55%

50 precincts reported out of 50 total

**County Commissioner, Position 1 (DEM) (Vote for 1)**

Precinct	Ballots Cast	Reg. Voters	Total Votes	Amy Lowes	Write-in	Over Votes	Under Votes
Precinct 01	717	0	555	543 97.84%	12 2.16%	0	162
Precinct 02	432	0	320	309 96.56%	11 3.44%	0	112
Precinct 03	981	0	742	734 98.92%	8 1.08%	0	239
Precinct 04	688	0	507	500 98.62%	7 1.38%	0	181
Precinct 05	722	0	529	524 99.05%	5 0.95%	0	193
Precinct 06	437	0	319	317 99.37%	2 0.63%	0	118
Precinct 07	452	0	314	310 98.73%	4 1.27%	0	138
Precinct 08	69	0	49	48 97.96%	1 2.04%	0	20
Precinct 09	249	0	194	192 98.97%	2 1.03%	0	55
Precinct 10	79	0	63	61 96.83%	2 3.17%	0	16
Precinct 11	236	0	188	182 96.81%	6 3.19%	0	48
Precinct 12	354	0	254	242 95.28%	12 4.72%	0	100
Precinct 13	177	0	120	116 96.67%	4 3.33%	0	57
Precinct 14	300	0	191	186 97.38%	5 2.62%	0	109
Precinct 15	283	0	178	172 96.63%	6 3.37%	0	105
Precinct 16	293	0	217	215 99.08%	2 0.92%	0	76
Precinct 17	424	0	332	316 95.18%	16 4.82%	0	92
Precinct 18	329	0	225	219 97.33%	6 2.67%	0	104
Precinct 19	108	0	76	75 98.68%	1 1.32%	0	32
Precinct 20	529	0	403	389 96.53%	14 3.47%	0	126
Precinct 21	181	0	129	121 93.80%	8 6.20%	0	52
Precinct 22	60	0	52	52 100.00%	0 0.00%	0	8
Precinct 23	83	0	67	62 92.54%	5 7.46%	0	16
Precinct 24	82	0	63	57 90.48%	6 9.52%	0	19
Precinct 25	475	0	355	350 98.59%	5 1.41%	0	120
Precinct 26	356	0	272	268 98.53%	4 1.47%	0	84
Precinct 27	550	0	404	400 99.01%	4 0.99%	0	146
Precinct 28	428	0	350	348 99.43%	2 0.57%	0	78
Precinct 29	369	0	299	290 96.99%	9 3.01%	0	70
Precinct 30	384	0	270	267 98.89%	3 1.11%	0	114
Precinct 31	470	0	350	348 99.43%	2 0.57%	0	120
Precinct 32	524	0	375	368 98.13%	7 1.87%	0	149
Precinct 33	538	0	385	379 98.44%	6 1.56%	0	153
Precinct 34	484	0	390	377 96.67%	13 3.33%	0	94
Precinct 35	680	0	513	507 98.83%	6 1.17%	0	167
Precinct 36	423	0	348	342 98.28%	6 1.72%	0	75
Precinct 37	192	0	133	130 97.74%	3 2.26%	0	59
Precinct 38	409	0	295	289 97.97%	6 2.03%	0	114
Precinct 39	405	0	301	287 95.35%	14 4.65%	0	104
Precinct 40	130	0	94	91 96.81%	3 3.19%	0	36
Precinct 41	380	0	281	265 94.31%	16 5.69%	0	99
Precinct 42	362	0	252	244 96.83%	8 3.17%	0	110
Precinct 43	317	0	210	209 99.52%	1 0.48%	0	107
Precinct 44	494	0	376	370 98.40%	6 1.60%	0	118
Precinct 45	393	0	273	267 97.80%	6 2.20%	0	120
Precinct 46	342	0	243	239 98.35%	4 1.65%	0	99
Precinct 47	506	0	373	366 98.12%	7 1.88%	0	133
Precinct 48	164	0	115	112 97.39%	3 2.61%	0	49
Precinct 49	148	0	103	101 98.06%	2 1.94%	0	45
Precinct 50	181	0	124	121 97.58%	3 2.42%	0	57
Total	18369	0	13571	13277 97.83%	294 2.17%	0	4798

Official Final Results  
Statement of Ballots Cast

Page: 29 of 51  
2018-06-12  
11:07:08

Deschutes County, May 15, 2018 Primary Election

All Precincts, All Districts, All ScanStations, All Contests, All Boxes  
Total Ballots Cast: 47426, Registered Voters: 129768, Overall Turnout: 36.55%  
50 precincts reported out of 50 total

**County Commissioner, Position 1 (REP) (Vote for 1)**

Precinct	Ballots Cast	Reg. Voters	Total Votes	Ed Barbeau		Anthony R Debone		Write-in		Over Votes	Under Votes
Precinct 01	292	0	238	62	26.05%	176	73.95%	0	0.00%	0	54
Precinct 02	627	0	525	155	29.52%	368	70.10%	2	0.38%	0	102
Precinct 03	306	0	246	66	26.83%	177	71.95%	3	1.22%	0	60
Precinct 04	306	0	270	71	26.30%	197	72.96%	2	0.74%	0	36
Precinct 05	642	0	546	148	27.11%	398	72.89%	0	0.00%	0	96
Precinct 06	283	0	242	67	27.69%	174	71.90%	1	0.41%	0	41
Precinct 07	174	0	139	37	26.62%	101	72.66%	1	0.72%	0	35
Precinct 08	78	0	67	28	41.79%	39	58.21%	0	0.00%	0	11
Precinct 09	219	0	194	70	36.08%	124	63.92%	0	0.00%	0	25
Precinct 10	232	0	206	85	41.26%	121	58.74%	0	0.00%	0	26
Precinct 11	173	0	149	43	28.86%	103	69.13%	3	2.01%	0	24
Precinct 12	619	0	539	173	32.10%	365	67.72%	1	0.19%	0	80
Precinct 13	283	0	264	80	30.30%	184	69.70%	0	0.00%	0	19
Precinct 14	484	0	400	142	35.50%	257	64.25%	1	0.25%	0	84
Precinct 15	316	0	243	75	30.86%	166	68.31%	2	0.82%	0	73
Precinct 16	361	0	301	55	18.27%	246	81.73%	0	0.00%	0	60
Precinct 17	612	0	540	142	26.30%	396	73.33%	2	0.37%	0	72
Precinct 18	753	0	645	200	31.01%	445	68.99%	0	0.00%	1	107
Precinct 19	254	0	233	69	29.61%	163	69.96%	1	0.43%	0	21
Precinct 20	612	0	521	141	27.06%	378	72.55%	2	0.38%	0	91
Precinct 21	403	0	341	93	27.27%	247	72.43%	1	0.29%	0	62
Precinct 22	98	0	71	15	21.13%	56	78.87%	0	0.00%	0	27
Precinct 23	179	0	171	35	20.47%	136	79.53%	0	0.00%	0	8
Precinct 24	194	0	183	35	19.13%	147	80.33%	1	0.55%	0	11
Precinct 25	375	0	312	73	23.40%	238	76.28%	1	0.32%	0	63
Precinct 26	326	0	289	101	34.95%	186	64.36%	2	0.69%	0	37
Precinct 27	183	0	155	44	28.39%	111	71.61%	0	0.00%	0	28
Precinct 28	722	0	627	221	35.25%	403	64.27%	3	0.48%	0	95
Precinct 29	713	0	635	172	27.09%	459	72.28%	4	0.63%	0	78
Precinct 30	333	0	279	104	37.28%	175	62.72%	0	0.00%	0	54
Precinct 31	996	0	884	325	36.76%	558	63.12%	1	0.11%	0	112
Precinct 32	297	0	250	60	24.00%	190	76.00%	0	0.00%	0	47
Precinct 33	617	0	526	152	28.90%	371	70.53%	3	0.57%	0	91
Precinct 34	447	0	367	115	31.34%	250	68.12%	2	0.54%	0	80
Precinct 35	641	0	540	122	22.59%	417	77.22%	1	0.19%	0	101
Precinct 36	809	0	727	229	31.50%	496	68.23%	2	0.28%	1	81
Precinct 37	224	0	202	78	38.61%	123	60.89%	1	0.50%	0	22
Precinct 38	468	0	408	100	24.51%	306	75.00%	2	0.49%	0	60
Precinct 39	720	0	656	115	17.53%	540	82.32%	1	0.15%	0	64
Precinct 40	259	0	241	37	15.35%	201	83.40%	3	1.24%	0	18
Precinct 41	541	0	454	110	24.23%	342	75.33%	2	0.44%	0	87
Precinct 42	596	0	523	154	29.45%	366	69.98%	3	0.57%	0	73
Precinct 43	466	0	400	112	28.00%	284	71.00%	4	1.00%	0	66
Precinct 44	490	0	432	108	25.00%	319	73.84%	5	1.16%	0	58
Precinct 45	435	0	349	104	29.80%	244	69.91%	1	0.29%	0	86
Precinct 46	295	0	247	75	30.36%	171	69.23%	1	0.40%	0	48
Precinct 47	552	0	449	98	21.83%	351	78.17%	0	0.00%	0	103
Precinct 48	384	0	319	91	28.53%	227	71.16%	1	0.31%	0	65
Precinct 49	171	0	147	43	29.25%	104	70.75%	0	0.00%	0	24
Precinct 50	345	0	309	66	21.36%	242	78.32%	1	0.32%	0	36
Total	20905	0	18001	5096	28.31%	12838	71.32%	67	0.37%	2	2902

Official Final Results  
Statement of Ballots Cast

Page: 30 of 51  
2018-06-12  
11:07:08

Deschutes County, May 15, 2018 Primary Election

All Precincts, All Districts, All ScanStations, All Contests, All Boxes

Total Ballots Cast: 47426, Registered Voters: 129768, Overall Turnout: 36.55%

50 precincts reported out of 50 total

**County Commissioner, Position 1 (IND) (Vote for 1)**

Precinct	Ballots Cast	Reg. Voters	Total Votes	Write-in	Over Votes	Under Votes
Precinct 01	49	0	10	10 100.00%	0	39
Precinct 02	73	0	14	14 100.00%	0	59
Precinct 03	98	0	24	24 100.00%	0	74
Precinct 04	45	0	17	17 100.00%	0	28
Precinct 05	60	0	16	16 100.00%	0	44
Precinct 06	48	0	18	18 100.00%	0	30
Precinct 07	33	0	9	9 100.00%	0	24
Precinct 08	7	0	1	1 100.00%	0	6
Precinct 09	27	0	8	8 100.00%	0	19
Precinct 10	13	0	6	6 100.00%	0	7
Precinct 11	20	0	9	9 100.00%	0	11
Precinct 12	38	0	17	17 100.00%	0	21
Precinct 13	14	0	4	4 100.00%	0	10
Precinct 14	34	0	14	14 100.00%	0	20
Precinct 15	28	0	4	4 100.00%	0	24
Precinct 16	32	0	10	10 100.00%	0	22
Precinct 17	46	0	15	15 100.00%	0	31
Precinct 18	44	0	9	9 100.00%	0	35
Precinct 19	16	0	3	3 100.00%	0	13
Precinct 20	75	0	19	19 100.00%	0	56
Precinct 21	27	0	3	3 100.00%	0	24
Precinct 22	14	0	1	1 100.00%	0	13
Precinct 23	30	0	4	4 100.00%	0	26
Precinct 24	25	0	5	5 100.00%	0	20
Precinct 25	54	0	16	16 100.00%	0	38
Precinct 26	38	0	7	7 100.00%	0	31
Precinct 27	38	0	13	13 100.00%	0	25
Precinct 28	73	0	18	18 100.00%	0	55
Precinct 29	65	0	15	15 100.00%	0	50
Precinct 30	54	0	15	15 100.00%	0	39
Precinct 31	69	0	16	16 100.00%	0	53
Precinct 32	46	0	20	20 100.00%	0	26
Precinct 33	58	0	16	16 100.00%	0	42
Precinct 34	44	0	14	14 100.00%	0	30
Precinct 35	91	0	24	24 100.00%	0	67
Precinct 36	76	0	16	16 100.00%	0	60
Precinct 37	16	0	6	6 100.00%	0	10
Precinct 38	49	0	10	10 100.00%	0	39
Precinct 39	88	0	29	29 100.00%	0	59
Precinct 40	24	0	9	9 100.00%	0	15
Precinct 41	57	0	18	18 100.00%	0	39
Precinct 42	42	0	9	9 100.00%	0	33
Precinct 43	38	0	7	7 100.00%	0	31
Precinct 44	59	0	13	13 100.00%	0	46
Precinct 45	46	0	7	7 100.00%	0	39
Precinct 46	28	0	8	8 100.00%	0	20
Precinct 47	68	0	12	12 100.00%	0	56
Precinct 48	21	0	5	5 100.00%	0	16
Precinct 49	23	0	8	8 100.00%	0	15
Precinct 50	28	0	12	12 100.00%	0	16
Total	2189	0	583	583 100.00%	0	1606

Official Final Results  
Statement of Ballots Cast

Page: 31 of 51  
2018-06-12  
11:07:08

Deschutes County, May 15, 2018 Primary Election

All Precincts, All Districts, All ScanStations, All Contests, All Boxes

Total Ballots Cast: 47426, Registered Voters: 129768, Overall Turnout: 36.55%

50 precincts reported out of 50 total

**County Commissioner, Position 3 (DEM) (Vote for 1)**

Precinct	Ballots Cast	Reg. Voters	Total Votes	James Cook	Write-in	Over Votes	Under Votes
Precinct 01	717	0	517	508 98.26%	9 1.74%	0	200
Precinct 02	432	0	303	291 96.04%	12 3.96%	0	129
Precinct 03	981	0	691	685 99.13%	6 0.87%	0	290
Precinct 04	688	0	475	467 98.32%	8 1.68%	0	213
Precinct 05	722	0	511	505 98.83%	6 1.17%	0	211
Precinct 06	437	0	308	303 98.38%	5 1.62%	0	129
Precinct 07	452	0	293	288 98.29%	5 1.71%	0	159
Precinct 08	69	0	44	43 97.73%	1 2.27%	0	25
Precinct 09	249	0	183	182 99.45%	1 0.55%	0	66
Precinct 10	79	0	59	56 94.92%	3 5.08%	0	20
Precinct 11	236	0	175	168 96.00%	7 4.00%	0	61
Precinct 12	354	0	245	236 96.33%	9 3.67%	0	109
Precinct 13	177	0	119	113 94.96%	6 5.04%	0	58
Precinct 14	300	0	182	180 98.90%	2 1.10%	0	118
Precinct 15	283	0	170	164 96.47%	6 3.53%	0	113
Precinct 16	293	0	208	208 100.00%	0 0.00%	0	85
Precinct 17	424	0	313	299 95.53%	14 4.47%	0	111
Precinct 18	329	0	220	211 95.91%	9 4.09%	0	109
Precinct 19	108	0	76	74 97.37%	2 2.63%	0	32
Precinct 20	529	0	380	366 96.32%	14 3.68%	0	149
Precinct 21	181	0	126	120 95.24%	6 4.76%	0	55
Precinct 22	60	0	51	51 100.00%	0 0.00%	0	9
Precinct 23	83	0	64	59 92.19%	5 7.81%	0	19
Precinct 24	82	0	58	55 94.83%	3 5.17%	0	24
Precinct 25	475	0	348	341 97.99%	7 2.01%	0	127
Precinct 26	356	0	254	250 98.43%	4 1.57%	0	102
Precinct 27	550	0	380	372 97.89%	8 2.11%	0	170
Precinct 28	428	0	340	333 97.94%	7 2.06%	0	88
Precinct 29	369	0	291	281 96.56%	10 3.44%	0	78
Precinct 30	384	0	248	247 99.60%	1 0.40%	0	136
Precinct 31	470	0	341	340 99.71%	1 0.29%	0	129
Precinct 32	524	0	355	344 96.90%	11 3.10%	0	169
Precinct 33	538	0	374	362 96.79%	12 3.21%	0	164
Precinct 34	484	0	380	365 96.05%	15 3.95%	0	104
Precinct 35	680	0	489	483 98.77%	6 1.23%	0	191
Precinct 36	423	0	328	324 98.78%	4 1.22%	0	95
Precinct 37	192	0	127	125 98.43%	2 1.57%	0	65
Precinct 38	409	0	281	274 97.51%	7 2.49%	0	128
Precinct 39	405	0	291	277 95.19%	14 4.81%	0	114
Precinct 40	130	0	90	88 97.78%	2 2.22%	0	40
Precinct 41	380	0	266	250 93.98%	16 6.02%	0	114
Precinct 42	362	0	232	229 98.71%	3 1.29%	0	130
Precinct 43	317	0	200	197 98.50%	3 1.50%	0	117
Precinct 44	494	0	354	346 97.74%	8 2.26%	0	140
Precinct 45	393	0	262	256 97.71%	6 2.29%	0	131
Precinct 46	342	0	236	227 96.19%	9 3.81%	0	106
Precinct 47	506	0	360	353 98.06%	7 1.94%	0	146
Precinct 48	164	0	113	109 96.46%	4 3.54%	0	51
Precinct 49	148	0	89	87 97.75%	2 2.25%	0	59
Precinct 50	181	0	113	108 95.58%	5 4.42%	0	68
Total	18369	0	12913	12600 97.58%	313 2.42%	0	5456

Official Final Results

Statement of Ballots Cast

Deschutes County, May 15, 2018 Primary Election

All Precincts, All Districts, All ScanStations, All Contests, All Boxes

Total Ballots Cast: 47426, Registered Voters: 129768, Overall Turnout: 36.55%

50 precincts reported out of 50 total

**County Commissioner, Position 3 (REP) (Vote for 1)**

Precinct	Ballots Cast	Reg. Voters	Total Votes	Tammy Baney		Patti Adair		Write-in		Over Votes	Under Votes
Precinct 01	292	0	262	169	64.50%	91	34.73%	2	0.76%	0	30
Precinct 02	627	0	540	248	45.93%	292	54.07%	0	0.00%	0	87
Precinct 03	306	0	262	148	56.49%	114	43.51%	0	0.00%	0	44
Precinct 04	306	0	276	146	52.90%	127	46.01%	3	1.09%	0	30
Precinct 05	642	0	578	295	51.04%	283	48.96%	0	0.00%	0	64
Precinct 06	283	0	253	153	60.47%	100	39.53%	0	0.00%	0	30
Precinct 07	174	0	148	95	64.19%	53	35.81%	0	0.00%	0	26
Precinct 08	78	0	68	35	51.47%	33	48.53%	0	0.00%	0	10
Precinct 09	219	0	201	109	54.23%	92	45.77%	0	0.00%	0	18
Precinct 10	232	0	218	74	33.94%	144	66.06%	0	0.00%	0	14
Precinct 11	173	0	157	89	56.69%	66	42.04%	2	1.27%	0	16
Precinct 12	619	0	571	294	51.49%	276	48.34%	1	0.18%	0	48
Precinct 13	283	0	265	121	45.66%	144	54.34%	0	0.00%	0	18
Precinct 14	484	0	434	126	29.03%	308	70.97%	0	0.00%	1	49
Precinct 15	316	0	278	86	30.94%	192	69.06%	0	0.00%	0	38
Precinct 16	361	0	294	169	57.48%	125	42.52%	0	0.00%	1	66
Precinct 17	612	0	564	267	47.34%	297	52.66%	0	0.00%	0	48
Precinct 18	753	0	665	274	41.20%	390	58.65%	1	0.15%	0	88
Precinct 19	254	0	236	114	48.31%	121	51.27%	1	0.42%	0	18
Precinct 20	612	0	551	260	47.19%	291	52.81%	0	0.00%	0	61
Precinct 21	403	0	365	194	53.15%	171	46.85%	0	0.00%	0	38
Precinct 22	98	0	80	41	51.25%	39	48.75%	0	0.00%	0	18
Precinct 23	179	0	169	88	52.07%	81	47.93%	0	0.00%	0	10
Precinct 24	194	0	173	87	50.29%	86	49.71%	0	0.00%	0	21
Precinct 25	375	0	340	193	56.76%	147	43.24%	0	0.00%	0	35
Precinct 26	326	0	299	141	47.16%	158	52.84%	0	0.00%	0	27
Precinct 27	183	0	166	109	65.66%	56	33.73%	1	0.60%	0	17
Precinct 28	722	0	646	267	41.33%	379	58.67%	0	0.00%	0	76
Precinct 29	713	0	652	279	42.79%	370	56.75%	3	0.46%	0	61
Precinct 30	333	0	294	109	37.07%	184	62.59%	1	0.34%	0	39
Precinct 31	996	0	916	393	42.90%	523	57.10%	0	0.00%	0	80
Precinct 32	297	0	261	132	50.57%	129	49.43%	0	0.00%	0	36
Precinct 33	617	0	557	286	51.35%	271	48.65%	0	0.00%	0	60
Precinct 34	447	0	381	197	51.71%	179	46.98%	5	1.31%	0	66
Precinct 35	641	0	560	334	59.64%	225	40.18%	1	0.18%	0	81
Precinct 36	809	0	729	333	45.68%	396	54.32%	0	0.00%	0	80
Precinct 37	224	0	206	79	38.35%	126	61.17%	1	0.49%	0	18
Precinct 38	468	0	410	182	44.39%	228	55.61%	0	0.00%	0	58
Precinct 39	720	0	632	294	46.52%	337	53.32%	1	0.16%	0	88
Precinct 40	259	0	236	120	50.85%	115	48.73%	1	0.42%	0	23
Precinct 41	541	0	498	241	48.39%	257	51.61%	0	0.00%	0	43
Precinct 42	596	0	536	218	40.67%	314	58.58%	4	0.75%	0	60
Precinct 43	466	0	431	222	51.51%	207	48.03%	2	0.46%	0	35
Precinct 44	490	0	456	241	52.85%	212	46.49%	3	0.66%	0	34
Precinct 45	435	0	389	137	35.22%	251	64.52%	1	0.26%	0	46
Precinct 46	295	0	264	133	50.38%	130	49.24%	1	0.38%	0	31
Precinct 47	552	0	481	323	67.15%	158	32.85%	0	0.00%	0	71
Precinct 48	384	0	338	122	36.09%	216	63.91%	0	0.00%	0	46
Precinct 49	171	0	151	94	62.25%	57	37.75%	0	0.00%	0	20
Precinct 50	345	0	302	135	44.70%	167	55.30%	0	0.00%	0	43
Total	20905	0	18739	8996	48.01%	9708	51.81%	35	0.19%	2	2164

Official Final Results  
Statement of Ballots Cast

Page: 33 of 51  
2018-06-12  
11:07:08

Deschutes County, May 15, 2018 Primary Election

All Precincts, All Districts, All ScanStations, All Contests, All Boxes

Total Ballots Cast: 47426, Registered Voters: 129768, Overall Turnout: 36.55%

50 precincts reported out of 50 total

**County Commissioner, Position 3 (IND) (Vote for 1)**

Precinct	Ballots Cast	Reg. Voters	Total Votes	Write-in	Over Votes	Under Votes
Precinct 01	49	0	13	13 100.00%	0	36
Precinct 02	73	0	19	19 100.00%	0	54
Precinct 03	98	0	21	21 100.00%	0	77
Precinct 04	45	0	15	15 100.00%	0	30
Precinct 05	60	0	18	18 100.00%	0	42
Precinct 06	48	0	18	18 100.00%	0	30
Precinct 07	33	0	7	7 100.00%	0	26
Precinct 08	7	0	1	1 100.00%	0	6
Precinct 09	27	0	8	8 100.00%	0	19
Precinct 10	13	0	6	6 100.00%	0	7
Precinct 11	20	0	8	8 100.00%	0	12
Precinct 12	38	0	16	16 100.00%	0	22
Precinct 13	14	0	5	5 100.00%	0	9
Precinct 14	34	0	14	14 100.00%	0	20
Precinct 15	28	0	4	4 100.00%	0	24
Precinct 16	32	0	11	11 100.00%	0	21
Precinct 17	46	0	15	15 100.00%	0	31
Precinct 18	44	0	12	12 100.00%	0	32
Precinct 19	16	0	2	2 100.00%	0	14
Precinct 20	75	0	19	19 100.00%	0	56
Precinct 21	27	0	3	3 100.00%	0	24
Precinct 22	14	0	0	0 0.00%	0	14
Precinct 23	30	0	4	4 100.00%	0	26
Precinct 24	25	0	5	5 100.00%	0	20
Precinct 25	54	0	15	15 100.00%	0	39
Precinct 26	38	0	7	7 100.00%	0	31
Precinct 27	38	0	14	14 100.00%	0	24
Precinct 28	73	0	17	17 100.00%	0	56
Precinct 29	65	0	16	16 100.00%	0	49
Precinct 30	54	0	18	18 100.00%	0	36
Precinct 31	69	0	13	13 100.00%	0	56
Precinct 32	46	0	19	19 100.00%	0	27
Precinct 33	58	0	17	17 100.00%	0	41
Precinct 34	44	0	14	14 100.00%	0	30
Precinct 35	91	0	29	29 100.00%	0	62
Precinct 36	76	0	18	18 100.00%	0	58
Precinct 37	16	0	5	5 100.00%	0	11
Precinct 38	49	0	11	11 100.00%	0	38
Precinct 39	88	0	31	31 100.00%	0	57
Precinct 40	24	0	9	9 100.00%	0	15
Precinct 41	57	0	20	20 100.00%	0	37
Precinct 42	42	0	11	11 100.00%	0	31
Precinct 43	38	0	8	8 100.00%	0	30
Precinct 44	59	0	14	14 100.00%	0	45
Precinct 45	46	0	6	6 100.00%	0	40
Precinct 46	28	0	9	9 100.00%	0	19
Precinct 47	68	0	10	10 100.00%	0	58
Precinct 48	21	0	7	7 100.00%	0	14
Precinct 49	23	0	8	8 100.00%	0	15
Precinct 50	28	0	11	11 100.00%	0	17
Total	2189	0	601	601 100.00%	0	1588



Official Final Results  
Statement of Ballots Cast

Page: 34 of 51  
2018-06-12  
11:07:08

Deschutes County, May 15, 2018 Primary Election

All Precincts, All Districts, All ScanStations, All Contests, All Boxes  
Total Ballots Cast: 47426, Registered Voters: 129768, Overall Turnout: 36.55%  
50 precincts reported out of 50 total

**Commissioner of the Bureau of Labor and Industries (Vote for 1)**

Precinct	Ballots Cast	Reg. Voters	Total Votes	Lou Ogden		Val Hoyle		Jack Howard		Write-in	
Precinct 01	1230	2944	925	218	23.57%	657	71.03%	44	4.76%	6	0.65%
Precinct 02	1286	3183	924	399	43.18%	393	42.53%	127	13.74%	5	0.54%
Precinct 03	1637	3717	1217	293	24.08%	869	71.41%	49	4.03%	6	0.49%
Precinct 04	1257	3513	963	225	23.36%	643	66.77%	91	9.45%	4	0.42%
Precinct 05	1641	4521	1240	453	36.53%	652	52.58%	131	10.56%	4	0.32%
Precinct 06	930	3391	709	239	33.71%	394	55.57%	74	10.44%	2	0.28%
Precinct 07	753	1896	525	129	24.57%	360	68.57%	35	6.67%	1	0.19%
Precinct 08	184	418	134	55	41.04%	63	47.01%	15	11.19%	1	0.75%
Precinct 09	583	2313	422	162	38.39%	213	50.47%	45	10.66%	2	0.47%
Precinct 10	360	1147	269	132	49.07%	102	37.92%	35	13.01%	0	0.00%
Precinct 11	504	1273	404	138	34.16%	233	57.67%	32	7.92%	1	0.25%
Precinct 12	1127	2731	772	318	41.19%	337	43.65%	116	15.03%	1	0.13%
Precinct 13	525	1268	369	165	44.72%	160	43.36%	44	11.92%	0	0.00%
Precinct 14	958	1971	643	300	46.66%	266	41.37%	77	11.98%	0	0.00%
Precinct 15	743	1216	485	187	38.56%	236	48.66%	60	12.37%	2	0.41%
Precinct 16	730	1344	567	250	44.09%	264	46.56%	53	9.35%	0	0.00%
Precinct 17	1212	5245	1002	363	36.23%	437	43.61%	197	19.66%	5	0.50%
Precinct 18	1196	3422	919	413	44.94%	319	34.71%	184	20.02%	3	0.33%
Precinct 19	425	1380	332	161	48.49%	110	33.13%	59	17.77%	2	0.60%
Precinct 20	1446	4740	1099	448	40.76%	527	47.95%	122	11.10%	2	0.18%
Precinct 21	699	1525	486	239	49.18%	175	36.01%	71	14.61%	1	0.21%
Precinct 22	188	306	135	52	38.52%	63	46.67%	20	14.81%	0	0.00%
Precinct 23	343	1265	259	101	39.00%	81	31.27%	75	28.96%	2	0.77%
Precinct 24	352	1004	248	126	50.81%	79	31.85%	43	17.34%	0	0.00%
Precinct 25	1072	3936	793	264	33.29%	440	55.49%	88	11.10%	1	0.13%
Precinct 26	841	2803	637	237	37.21%	323	50.71%	74	11.62%	3	0.47%
Precinct 27	902	2189	639	152	23.79%	454	71.05%	32	5.01%	1	0.16%
Precinct 28	1355	5325	1103	443	40.16%	489	44.33%	166	15.05%	5	0.45%
Precinct 29	1248	4041	1018	443	43.52%	396	38.90%	175	17.19%	4	0.39%
Precinct 30	894	1851	613	197	32.14%	337	54.98%	79	12.89%	0	0.00%
Precinct 31	1655	3443	1263	626	49.56%	461	36.50%	174	13.78%	2	0.16%
Precinct 32	1025	3582	765	214	27.97%	458	59.87%	89	11.63%	4	0.52%
Precinct 33	1397	3222	1008	417	41.37%	483	47.92%	108	10.71%	0	0.00%
Precinct 34	1123	3804	886	311	35.10%	443	50.00%	130	14.67%	2	0.23%
Precinct 35	1605	2981	1166	452	38.77%	614	52.66%	98	8.40%	2	0.17%
Precinct 36	1428	4578	1156	519	44.90%	455	39.36%	180	15.57%	2	0.17%
Precinct 37	487	1179	359	132	36.77%	182	50.70%	43	11.98%	2	0.56%
Precinct 38	1054	2954	765	283	36.99%	363	47.45%	117	15.29%	2	0.26%
Precinct 39	1407	3875	1025	443	43.22%	405	39.51%	173	16.88%	4	0.39%
Precinct 40	481	1313	352	141	40.06%	116	32.95%	95	26.99%	0	0.00%
Precinct 41	1110	2763	821	331	40.32%	355	43.24%	133	16.20%	2	0.24%
Precinct 42	1154	3973	854	322	37.70%	362	42.39%	166	19.44%	4	0.47%
Precinct 43	951	1839	705	321	45.53%	310	43.97%	73	10.35%	1	0.14%
Precinct 44	1196	3376	885	315	35.59%	448	50.62%	116	13.11%	6	0.68%
Precinct 45	1022	1763	662	248	37.46%	331	50.00%	83	12.54%	0	0.00%
Precinct 46	761	2325	562	185	32.92%	313	55.69%	64	11.39%	0	0.00%
Precinct 47	1301	2768	880	375	42.61%	432	49.09%	71	8.07%	2	0.23%
Precinct 48	616	1762	465	207	44.52%	168	36.13%	87	18.71%	3	0.65%
Precinct 49	382	816	282	120	42.55%	141	50.00%	21	7.45%	0	0.00%
Precinct 50	633	1574	453	195	43.05%	164	36.20%	92	20.31%	2	0.44%
Total	47409	1574	35165	13459	38.27%	17076	48.56%	4526	12.87%	104	0.30%

Official Final Results  
Statement of Ballots Cast

Page: 35 of 51  
2018-06-12  
11:07:08

Deschutes County, May 15, 2018 Primary Election

All Precincts, All Districts, All ScanStations, All Contests, All Boxes

Total Ballots Cast: 47426, Registered Voters: 129768, Overall Turnout: 36.55%

50 precincts reported out of 50 total

**Commissioner of the Bureau of Labor and Industries (Vote for 1)**

Precinct	Ballots Cast	Reg. Voters	Total Votes	Over Votes	Under Votes
Precinct 01	1230	2944	925	0	305
Precinct 02	1286	3183	924	0	362
Precinct 03	1637	3717	1217	0	420
Precinct 04	1257	3513	963	0	294
Precinct 05	1641	4521	1240	0	401
Precinct 06	930	3391	709	0	221
Precinct 07	753	1896	525	0	228
Precinct 08	184	418	134	0	50
Precinct 09	583	2313	422	0	161
Precinct 10	360	1147	269	0	91
Precinct 11	504	1273	404	0	100
Precinct 12	1127	2731	772	0	355
Precinct 13	525	1268	369	0	156
Precinct 14	958	1971	643	0	315
Precinct 15	743	1216	485	0	258
Precinct 16	730	1344	567	0	163
Precinct 17	1212	5245	1002	1	209
Precinct 18	1196	3422	919	0	277
Precinct 19	425	1380	332	0	93
Precinct 20	1446	4740	1099	0	347
Precinct 21	699	1525	486	0	213
Precinct 22	188	306	135	0	53
Precinct 23	343	1265	259	0	84
Precinct 24	352	1004	248	0	104
Precinct 25	1072	3936	793	0	279
Precinct 26	841	2803	637	0	204
Precinct 27	902	2189	639	0	263
Precinct 28	1355	5325	1103	0	252
Precinct 29	1248	4041	1018	0	230
Precinct 30	894	1851	613	0	281
Precinct 31	1655	3443	1263	0	392
Precinct 32	1025	3582	765	0	260
Precinct 33	1397	3222	1008	0	389
Precinct 34	1123	3804	886	0	237
Precinct 35	1605	2981	1166	0	439
Precinct 36	1428	4578	1156	0	272
Precinct 37	487	1179	359	0	128
Precinct 38	1054	2954	765	0	289
Precinct 39	1407	3875	1025	0	382
Precinct 40	481	1313	352	0	129
Precinct 41	1110	2763	821	0	289
Precinct 42	1154	3973	854	0	300
Precinct 43	951	1839	705	0	246
Precinct 44	1196	3376	885	0	311
Precinct 45	1022	1763	662	0	360
Precinct 46	761	2325	562	1	198
Precinct 47	1301	2768	880	0	421
Precinct 48	616	1762	465	0	151
Precinct 49	382	816	282	0	100
Precinct 50	633	1574	453	0	180
Total	47409	1574	35165	2	12242

Official Final Results  
Statement of Ballots Cast

Page: 36 of 51  
2018-06-12  
11:07:08

Deschutes County, May 15, 2018 Primary Election

All Precincts, All Districts, All ScanStations, All Contests, All Boxes

Total Ballots Cast: 47426, Registered Voters: 129768, Overall Turnout: 36.55%

50 precincts reported out of 50 total

**Judge of the Supreme Court, Position 3 (Vote for 1)**

Precinct	Ballots Cast	Reg. Voters	Total Votes	Van Pounds	Meagan A Flynn	Write-in	Over Votes	Under Votes
Precinct 01	1230	2944	924	122 13.20%	799 86.47%	3 0.32%	0	306
Precinct 02	1286	3183	937	216 23.05%	719 76.73%	2 0.21%	1	348
Precinct 03	1637	3717	1220	102 8.36%	1114 91.31%	4 0.33%	0	417
Precinct 04	1257	3513	947	160 16.90%	782 82.58%	5 0.53%	0	310
Precinct 05	1641	4521	1262	231 18.30%	1028 81.46%	3 0.24%	0	379
Precinct 06	930	3391	694	148 21.33%	546 78.67%	0 0.00%	0	236
Precinct 07	753	1896	535	52 9.72%	481 89.91%	2 0.37%	0	218
Precinct 08	184	418	136	13 9.56%	123 90.44%	0 0.00%	0	48
Precinct 09	583	2313	440	92 20.91%	348 79.09%	0 0.00%	0	143
Precinct 10	360	1147	267	108 40.45%	159 59.55%	0 0.00%	0	93
Precinct 11	504	1273	399	77 19.30%	321 80.45%	1 0.25%	0	105
Precinct 12	1127	2731	799	233 29.16%	566 70.59%	2 0.25%	0	328
Precinct 13	525	1268	379	106 27.97%	273 72.03%	0 0.00%	0	146
Precinct 14	958	1971	651	194 29.80%	456 70.05%	1 0.15%	1	306
Precinct 15	743	1216	533	116 21.76%	414 77.67%	3 0.56%	0	210
Precinct 16	730	1344	573	97 16.93%	475 82.90%	1 0.17%	0	157
Precinct 17	1212	5245	986	263 26.67%	718 72.82%	5 0.51%	3	223
Precinct 18	1196	3422	915	303 33.11%	612 66.89%	0 0.00%	1	280
Precinct 19	425	1380	336	105 31.25%	229 68.15%	2 0.60%	0	89
Precinct 20	1446	4740	1087	254 23.37%	829 76.26%	4 0.37%	0	359
Precinct 21	699	1525	498	128 25.70%	369 74.10%	1 0.20%	0	201
Precinct 22	188	306	148	39 26.35%	109 73.65%	0 0.00%	0	40
Precinct 23	343	1265	281	100 35.59%	178 63.35%	3 1.07%	0	62
Precinct 24	352	1004	279	104 37.28%	175 62.72%	0 0.00%	0	73
Precinct 25	1072	3936	792	162 20.45%	630 79.55%	0 0.00%	0	280
Precinct 26	841	2803	657	149 22.68%	506 77.02%	2 0.30%	0	184
Precinct 27	902	2189	654	76 11.62%	576 88.07%	2 0.31%	0	248
Precinct 28	1355	5325	1126	355 31.53%	767 68.12%	4 0.36%	0	229
Precinct 29	1248	4041	1016	314 30.91%	698 68.70%	4 0.39%	1	231
Precinct 30	894	1851	644	141 21.89%	503 78.11%	0 0.00%	0	250
Precinct 31	1655	3443	1267	333 26.28%	933 73.64%	1 0.08%	0	388
Precinct 32	1025	3582	770	148 19.22%	614 79.74%	8 1.04%	1	254
Precinct 33	1397	3222	1010	233 23.07%	776 76.83%	1 0.10%	0	387
Precinct 34	1123	3804	894	203 22.71%	688 76.96%	3 0.34%	0	229
Precinct 35	1605	2981	1199	195 16.26%	1002 83.57%	2 0.17%	0	406
Precinct 36	1428	4578	1149	297 25.85%	849 73.89%	3 0.26%	1	278
Precinct 37	487	1179	362	94 25.97%	267 73.76%	1 0.28%	0	125
Precinct 38	1054	2954	795	198 24.91%	596 74.97%	1 0.13%	0	259
Precinct 39	1407	3875	1058	362 34.22%	695 65.69%	1 0.09%	1	348
Precinct 40	481	1313	344	140 40.70%	204 59.30%	0 0.00%	0	137
Precinct 41	1110	2763	830	225 27.11%	600 72.29%	5 0.60%	0	280
Precinct 42	1154	3973	848	286 33.73%	560 66.04%	2 0.24%	0	306
Precinct 43	951	1839	712	179 25.14%	532 74.72%	1 0.14%	0	239
Precinct 44	1196	3376	891	184 20.65%	704 79.01%	3 0.34%	0	305
Precinct 45	1022	1763	688	152 22.09%	535 77.76%	1 0.15%	0	334
Precinct 46	761	2325	562	122 21.71%	440 78.29%	0 0.00%	0	199
Precinct 47	1301	2768	945	129 13.65%	816 86.35%	0 0.00%	1	355
Precinct 48	616	1762	479	177 36.95%	300 62.63%	2 0.42%	0	137
Precinct 49	382	816	285	54 18.95%	230 80.70%	1 0.35%	0	97
Precinct 50	633	1574	459	173 37.69%	284 61.87%	2 0.44%	0	174
Total	47409	1574	35662	8444 23.68%	27126 76.06%	92 0.26%	11	11736

Official Final Results  
Statement of Ballots Cast

Page: 37 of 51  
2018-06-12  
11:07:08

Deschutes County, May 15, 2018 Primary Election

All Precincts, All Districts, All ScanStations, All Contests, All Boxes

Total Ballots Cast: 47426, Registered Voters: 129768, Overall Turnout: 36.55%

50 precincts reported out of 50 total

**Judge of the Supreme Court, Position 2 (Vote for 1)**

Precinct	Ballots Cast	Reg. Voters	Total Votes	Rebecca Duncan		Write-in		Over Votes	Under Votes
Precinct 01	1230	2944	771	766	99.35%	5	0.65%	0	459
Precinct 02	1286	3183	772	766	99.22%	6	0.78%	0	514
Precinct 03	1637	3717	1061	1052	99.15%	9	0.85%	0	576
Precinct 04	1257	3513	749	742	99.07%	7	0.93%	0	508
Precinct 05	1641	4521	1063	1057	99.44%	6	0.56%	0	578
Precinct 06	930	3391	576	569	98.78%	7	1.22%	0	354
Precinct 07	753	1896	437	436	99.77%	1	0.23%	0	316
Precinct 08	184	418	126	126	100.00%	0	0.00%	0	58
Precinct 09	583	2313	394	393	99.75%	1	0.25%	0	189
Precinct 10	360	1147	213	212	99.53%	1	0.47%	0	147
Precinct 11	504	1273	333	329	98.80%	4	1.20%	0	171
Precinct 12	1127	2731	643	635	98.76%	8	1.24%	0	484
Precinct 13	525	1268	300	299	99.67%	1	0.33%	0	225
Precinct 14	958	1971	535	532	99.44%	3	0.56%	0	423
Precinct 15	743	1216	419	416	99.28%	3	0.72%	0	324
Precinct 16	730	1344	491	488	99.39%	3	0.61%	0	239
Precinct 17	1212	5245	830	815	98.19%	15	1.81%	1	381
Precinct 18	1196	3422	741	738	99.60%	3	0.40%	0	455
Precinct 19	425	1380	270	268	99.26%	2	0.74%	0	155
Precinct 20	1446	4740	892	884	99.10%	8	0.90%	0	554
Precinct 21	699	1525	385	379	98.44%	6	1.56%	0	314
Precinct 22	188	306	116	116	100.00%	0	0.00%	0	72
Precinct 23	343	1265	238	234	98.32%	4	1.68%	0	105
Precinct 24	352	1004	228	224	98.25%	4	1.75%	0	124
Precinct 25	1072	3936	685	681	99.42%	4	0.58%	0	387
Precinct 26	841	2803	543	539	99.26%	4	0.74%	0	298
Precinct 27	902	2189	552	550	99.64%	2	0.36%	0	350
Precinct 28	1355	5325	956	940	98.33%	16	1.67%	0	399
Precinct 29	1248	4041	884	863	97.62%	21	2.38%	0	364
Precinct 30	894	1851	545	541	99.27%	4	0.73%	0	349
Precinct 31	1655	3443	1032	1030	99.81%	2	0.19%	0	623
Precinct 32	1025	3582	635	626	98.58%	9	1.42%	0	390
Precinct 33	1397	3222	825	822	99.64%	3	0.36%	0	572
Precinct 34	1123	3804	780	772	98.97%	8	1.03%	0	343
Precinct 35	1605	2981	998	996	99.80%	2	0.20%	0	607
Precinct 36	1428	4578	955	946	99.06%	9	0.94%	0	473
Precinct 37	487	1179	300	297	99.00%	3	1.00%	0	187
Precinct 38	1054	2954	656	648	98.78%	8	1.22%	0	398
Precinct 39	1407	3875	860	851	98.95%	9	1.05%	0	547
Precinct 40	481	1313	287	282	98.26%	5	1.74%	0	194
Precinct 41	1110	2763	655	645	98.47%	10	1.53%	0	455
Precinct 42	1154	3973	679	669	98.53%	10	1.47%	0	475
Precinct 43	951	1839	546	540	98.90%	6	1.10%	0	405
Precinct 44	1196	3376	752	748	99.47%	4	0.53%	0	444
Precinct 45	1022	1763	546	543	99.45%	3	0.55%	0	476
Precinct 46	761	2325	468	467	99.79%	1	0.21%	0	293
Precinct 47	1301	2768	830	824	99.28%	6	0.72%	0	471
Precinct 48	616	1762	380	376	98.95%	4	1.05%	0	236
Precinct 49	382	816	243	242	99.59%	1	0.41%	0	139
Precinct 50	633	1574	368	361	98.10%	7	1.90%	0	265
Total	47409	1574	29543	29275	99.09%	268	0.91%	1	17865

Official Final Results  
Statement of Ballots Cast

Page: 38 of 51  
2018-06-12  
11:07:08

Deschutes County, May 15, 2018 Primary Election

All Precincts, All Districts, All ScanStations, All Contests, All Boxes

Total Ballots Cast: 47426, Registered Voters: 129768, Overall Turnout: 36.55%

50 precincts reported out of 50 total

**Judge of the Court of Appeals, Position 10 (Vote for 1)**

Precinct	Ballots Cast	Reg. Voters	Total Votes	Rex Armstrong		Kyle L Krohn		Write-in		Over Votes	Under Votes
Precinct 01	1230	2944	860	597	69.42%	260	30.23%	3	0.35%	2	368
Precinct 02	1286	3183	921	610	66.23%	310	33.66%	1	0.11%	0	365
Precinct 03	1637	3717	1131	801	70.82%	327	28.91%	3	0.27%	0	506
Precinct 04	1257	3513	887	565	63.70%	320	36.08%	2	0.23%	0	370
Precinct 05	1641	4521	1201	876	72.94%	322	26.81%	3	0.25%	0	440
Precinct 06	930	3391	666	416	62.46%	250	37.54%	0	0.00%	0	264
Precinct 07	753	1896	490	354	72.24%	135	27.55%	1	0.20%	0	263
Precinct 08	184	418	123	89	72.36%	34	27.64%	0	0.00%	0	61
Precinct 09	583	2313	423	278	65.72%	144	34.04%	1	0.24%	0	160
Precinct 10	360	1147	260	146	56.15%	114	43.85%	0	0.00%	0	100
Precinct 11	504	1273	382	244	63.87%	138	36.13%	0	0.00%	0	122
Precinct 12	1127	2731	758	495	65.30%	262	34.56%	1	0.13%	0	369
Precinct 13	525	1268	360	233	64.72%	127	35.28%	0	0.00%	1	164
Precinct 14	958	1971	633	415	65.56%	218	34.44%	0	0.00%	0	325
Precinct 15	743	1216	499	345	69.14%	151	30.26%	3	0.60%	0	244
Precinct 16	730	1344	534	390	73.03%	144	26.97%	0	0.00%	0	196
Precinct 17	1212	5245	958	611	63.78%	342	35.70%	5	0.52%	1	253
Precinct 18	1196	3422	887	597	67.31%	290	32.69%	0	0.00%	0	309
Precinct 19	425	1380	327	222	67.89%	104	31.80%	1	0.31%	0	98
Precinct 20	1446	4740	1022	673	65.85%	348	34.05%	1	0.10%	0	424
Precinct 21	699	1525	478	317	66.32%	159	33.26%	2	0.42%	0	221
Precinct 22	188	306	138	79	57.25%	59	42.75%	0	0.00%	0	50
Precinct 23	343	1265	276	175	63.41%	99	35.87%	2	0.72%	0	67
Precinct 24	352	1004	278	176	63.31%	101	36.33%	1	0.36%	0	74
Precinct 25	1072	3936	756	495	65.48%	260	34.39%	1	0.13%	0	316
Precinct 26	841	2803	626	393	62.78%	231	36.90%	2	0.32%	0	215
Precinct 27	902	2189	598	413	69.06%	184	30.77%	1	0.17%	1	303
Precinct 28	1355	5325	1069	673	62.96%	393	36.76%	3	0.28%	0	286
Precinct 29	1248	4041	1003	654	65.20%	343	34.20%	6	0.60%	0	245
Precinct 30	894	1851	612	420	68.63%	191	31.21%	1	0.16%	0	282
Precinct 31	1655	3443	1237	873	70.57%	364	29.43%	0	0.00%	0	418
Precinct 32	1025	3582	716	426	59.50%	283	39.53%	7	0.98%	1	308
Precinct 33	1397	3222	955	672	70.37%	282	29.53%	1	0.10%	0	442
Precinct 34	1123	3804	843	568	67.38%	272	32.27%	3	0.36%	0	280
Precinct 35	1605	2981	1103	802	72.71%	299	27.11%	2	0.18%	0	502
Precinct 36	1428	4578	1110	731	65.86%	377	33.96%	2	0.18%	0	318
Precinct 37	487	1179	345	222	64.35%	122	35.36%	1	0.29%	0	142
Precinct 38	1054	2954	764	481	62.96%	281	36.78%	2	0.26%	0	290
Precinct 39	1407	3875	1029	623	60.54%	405	39.36%	1	0.10%	0	378
Precinct 40	481	1313	338	193	57.10%	145	42.90%	0	0.00%	0	143
Precinct 41	1110	2763	798	501	62.78%	293	36.72%	4	0.50%	0	312
Precinct 42	1154	3973	822	495	60.22%	326	39.66%	1	0.12%	0	332
Precinct 43	951	1839	676	460	68.05%	213	31.51%	3	0.44%	0	275
Precinct 44	1196	3376	856	586	68.46%	268	31.31%	2	0.23%	0	340
Precinct 45	1022	1763	648	454	70.06%	194	29.94%	0	0.00%	0	374
Precinct 46	761	2325	523	358	68.45%	165	31.55%	0	0.00%	0	238
Precinct 47	1301	2768	893	668	74.80%	224	25.08%	1	0.11%	0	408
Precinct 48	616	1762	471	304	64.54%	165	35.03%	2	0.42%	0	145
Precinct 49	382	816	266	173	65.04%	92	34.59%	1	0.38%	0	116
Precinct 50	633	1574	443	266	60.05%	175	39.50%	2	0.45%	0	190
<b>Total</b>	<b>47409</b>	<b>1574</b>	<b>33992</b>	<b>22608</b>	<b>66.51%</b>	<b>11305</b>	<b>33.26%</b>	<b>79</b>	<b>0.23%</b>	<b>6</b>	<b>13411</b>

Official Final Results  
Statement of Ballots Cast

Page: 39 of 51  
2018-06-12  
11:07:08

Deschutes County, May 15, 2018 Primary Election

All Precincts, All Districts, All ScanStations, All Contests, All Boxes

Total Ballots Cast: 47426, Registered Voters: 129768, Overall Turnout: 36.55%

50 precincts reported out of 50 total

**Judge of the Court of Appeals, Position 6 (Vote for 1)**

Precinct	Ballots Cast	Reg. Voters	Total Votes	James (Jim) C		Write-in	Over Votes	Under Votes	
				Egan					
Precinct 01	1230	2944	732	730	99.73%	2	0.27%	0	498
Precinct 02	1286	3183	764	759	99.35%	5	0.65%	0	522
Precinct 03	1637	3717	983	979	99.59%	4	0.41%	0	654
Precinct 04	1257	3513	727	717	98.62%	10	1.38%	0	530
Precinct 05	1641	4521	1022	1016	99.41%	6	0.59%	0	619
Precinct 06	930	3391	549	544	99.09%	5	0.91%	0	381
Precinct 07	753	1896	411	409	99.51%	2	0.49%	0	342
Precinct 08	184	418	117	117	100.00%	0	0.00%	0	67
Precinct 09	583	2313	381	378	99.21%	3	0.79%	0	202
Precinct 10	360	1147	209	208	99.52%	1	0.48%	0	151
Precinct 11	504	1273	319	315	98.75%	4	1.25%	0	185
Precinct 12	1127	2731	628	623	99.20%	5	0.80%	0	499
Precinct 13	525	1268	290	289	99.66%	1	0.34%	0	235
Precinct 14	958	1971	527	527	100.00%	0	0.00%	0	431
Precinct 15	743	1216	408	405	99.26%	3	0.74%	0	335
Precinct 16	730	1344	483	482	99.79%	1	0.21%	0	247
Precinct 17	1212	5245	809	799	98.76%	10	1.24%	1	402
Precinct 18	1196	3422	732	731	99.86%	1	0.14%	0	464
Precinct 19	425	1380	268	266	99.25%	2	0.75%	0	157
Precinct 20	1446	4740	884	882	99.77%	2	0.23%	0	562
Precinct 21	699	1525	384	382	99.48%	2	0.52%	0	315
Precinct 22	188	306	116	116	100.00%	0	0.00%	0	72
Precinct 23	343	1265	239	238	99.58%	1	0.42%	0	104
Precinct 24	352	1004	217	216	99.54%	1	0.46%	0	135
Precinct 25	1072	3936	672	670	99.70%	2	0.30%	0	400
Precinct 26	841	2803	532	529	99.44%	3	0.56%	0	309
Precinct 27	902	2189	517	515	99.61%	2	0.39%	0	385
Precinct 28	1355	5325	920	913	99.24%	7	0.76%	0	435
Precinct 29	1248	4041	867	856	98.73%	11	1.27%	0	381
Precinct 30	894	1851	528	526	99.62%	2	0.38%	0	366
Precinct 31	1655	3443	1025	1025	100.00%	0	0.00%	0	630
Precinct 32	1025	3582	603	597	99.00%	6	1.00%	0	422
Precinct 33	1397	3222	816	813	99.63%	3	0.37%	0	581
Precinct 34	1123	3804	764	759	99.35%	5	0.65%	0	359
Precinct 35	1605	2981	986	983	99.70%	3	0.30%	0	619
Precinct 36	1428	4578	947	937	98.94%	10	1.06%	0	481
Precinct 37	487	1179	293	289	98.63%	4	1.37%	0	194
Precinct 38	1054	2954	628	625	99.52%	3	0.48%	0	426
Precinct 39	1407	3875	866	860	99.31%	6	0.69%	0	541
Precinct 40	481	1313	284	279	98.24%	5	1.76%	0	197
Precinct 41	1110	2763	641	635	99.06%	6	0.94%	0	469
Precinct 42	1154	3973	663	660	99.55%	3	0.45%	0	491
Precinct 43	951	1839	542	536	98.89%	6	1.11%	0	409
Precinct 44	1196	3376	721	718	99.58%	3	0.42%	0	475
Precinct 45	1022	1763	538	536	99.63%	2	0.37%	0	484
Precinct 46	761	2325	458	457	99.78%	1	0.22%	0	303
Precinct 47	1301	2768	794	791	99.62%	3	0.38%	0	507
Precinct 48	616	1762	377	375	99.47%	2	0.53%	0	239
Precinct 49	382	816	229	228	99.56%	1	0.44%	0	153
Precinct 50	633	1574	365	360	98.63%	5	1.37%	0	268
Total	47409	1574	28775	28600	99.39%	175	0.61%	1	18633

Official Final Results  
Statement of Ballots Cast

Page: 40 of 51  
2018-06-12  
11:07:08

Deschutes County, May 15, 2018 Primary Election

All Precincts, All Districts, All ScanStations, All Contests, All Boxes

Total Ballots Cast: 47426, Registered Voters: 129768, Overall Turnout: 36.55%

50 precincts reported out of 50 total

**Judge of the Court of Appeals, Position 9 (Vote for 1)**

Precinct	Ballots Cast	Reg. Voters	Total Votes	Erika Hadlock		Write-in		Over Votes	Under Votes
Precinct 01	1230	2944	713	710	99.58%	3	0.42%	0	517
Precinct 02	1286	3183	747	739	98.93%	8	1.07%	0	539
Precinct 03	1637	3717	981	975	99.39%	6	0.61%	0	656
Precinct 04	1257	3513	698	690	98.85%	8	1.15%	0	559
Precinct 05	1641	4521	1001	996	99.50%	5	0.50%	0	640
Precinct 06	930	3391	540	535	99.07%	5	0.93%	0	390
Precinct 07	753	1896	426	425	99.77%	1	0.23%	0	327
Precinct 08	184	418	109	109	100.00%	0	0.00%	0	75
Precinct 09	583	2313	370	368	99.46%	2	0.54%	0	213
Precinct 10	360	1147	204	203	99.51%	1	0.49%	0	156
Precinct 11	504	1273	314	313	99.68%	1	0.32%	0	190
Precinct 12	1127	2731	611	606	99.18%	5	0.82%	0	516
Precinct 13	525	1268	283	283	100.00%	0	0.00%	0	242
Precinct 14	958	1971	496	495	99.80%	1	0.20%	0	462
Precinct 15	743	1216	392	389	99.23%	3	0.77%	0	351
Precinct 16	730	1344	465	464	99.78%	1	0.22%	0	265
Precinct 17	1212	5245	782	776	99.23%	6	0.77%	1	429
Precinct 18	1196	3422	706	705	99.86%	1	0.14%	0	490
Precinct 19	425	1380	257	256	99.61%	1	0.39%	0	168
Precinct 20	1446	4740	857	848	98.95%	9	1.05%	0	589
Precinct 21	699	1525	372	368	98.92%	4	1.08%	0	327
Precinct 22	188	306	110	110	100.00%	0	0.00%	0	78
Precinct 23	343	1265	225	224	99.56%	1	0.44%	0	118
Precinct 24	352	1004	215	214	99.53%	1	0.47%	0	137
Precinct 25	1072	3936	670	669	99.85%	1	0.15%	0	402
Precinct 26	841	2803	520	517	99.42%	3	0.58%	0	321
Precinct 27	902	2189	504	502	99.60%	2	0.40%	0	398
Precinct 28	1355	5325	893	884	98.99%	9	1.01%	0	462
Precinct 29	1248	4041	843	827	98.10%	16	1.90%	0	405
Precinct 30	894	1851	506	502	99.21%	4	0.79%	0	388
Precinct 31	1655	3443	972	971	99.90%	1	0.10%	0	683
Precinct 32	1025	3582	579	571	98.62%	8	1.38%	0	446
Precinct 33	1397	3222	781	778	99.62%	3	0.38%	0	616
Precinct 34	1123	3804	752	744	98.94%	8	1.06%	0	371
Precinct 35	1605	2981	954	949	99.48%	5	0.52%	0	651
Precinct 36	1428	4578	910	902	99.12%	8	0.88%	0	518
Precinct 37	487	1179	288	284	98.61%	4	1.39%	0	199
Precinct 38	1054	2954	607	603	99.34%	4	0.66%	0	447
Precinct 39	1407	3875	827	822	99.40%	5	0.60%	0	580
Precinct 40	481	1313	271	266	98.15%	5	1.85%	0	210
Precinct 41	1110	2763	627	616	98.25%	11	1.75%	0	483
Precinct 42	1154	3973	654	649	99.24%	5	0.76%	0	500
Precinct 43	951	1839	516	509	98.64%	7	1.36%	0	435
Precinct 44	1196	3376	718	713	99.30%	5	0.70%	0	478
Precinct 45	1022	1763	514	511	99.42%	3	0.58%	0	508
Precinct 46	761	2325	447	446	99.78%	1	0.22%	0	314
Precinct 47	1301	2768	764	763	99.87%	1	0.13%	0	537
Precinct 48	616	1762	359	357	99.44%	2	0.56%	0	257
Precinct 49	382	816	231	229	99.13%	2	0.87%	0	151
Precinct 50	633	1574	338	334	98.82%	4	1.18%	0	295
Total	47409	1574	27919	27719	99.28%	200	0.72%	1	19489

Official Final Results  
Statement of Ballots Cast

Page: 41 of 51  
2018-06-12  
11:07:08

Deschutes County, May 15, 2018 Primary Election

All Precincts, All Districts, All ScanStations, All Contests, All Boxes

Total Ballots Cast: 47426, Registered Voters: 129768, Overall Turnout: 36.55%

50 precincts reported out of 50 total

**Judge of the Circuit Court, 11th District, Position 1 (Vote for 1)**

Precinct	Ballots Cast	Reg. Voters	Total Votes	Raymond D Crutchley	Write-in	Over Votes	Under Votes
Precinct 01	1230	2944	754	751 99.60%	3 0.40%	0	476
Precinct 02	1286	3183	779	771 98.97%	8 1.03%	0	507
Precinct 03	1637	3717	1024	1020 99.61%	4 0.39%	0	613
Precinct 04	1257	3513	747	734 98.26%	13 1.74%	0	510
Precinct 05	1641	4521	1050	1045 99.52%	5 0.48%	0	591
Precinct 06	930	3391	563	558 99.11%	5 0.89%	0	367
Precinct 07	753	1896	443	440 99.32%	3 0.68%	0	310
Precinct 08	184	418	113	113 100.00%	0 0.00%	0	71
Precinct 09	583	2313	396	392 98.99%	4 1.01%	0	187
Precinct 10	360	1147	211	209 99.05%	2 0.95%	0	149
Precinct 11	504	1273	324	323 99.69%	1 0.31%	0	180
Precinct 12	1127	2731	627	623 99.36%	4 0.64%	0	500
Precinct 13	525	1268	299	298 99.67%	1 0.33%	0	226
Precinct 14	958	1971	532	532 100.00%	0 0.00%	0	426
Precinct 15	743	1216	403	401 99.50%	2 0.50%	0	340
Precinct 16	730	1344	496	495 99.80%	1 0.20%	0	234
Precinct 17	1212	5245	816	809 99.14%	7 0.86%	1	395
Precinct 18	1196	3422	725	725 100.00%	0 0.00%	0	471
Precinct 19	425	1380	268	267 99.63%	1 0.37%	0	157
Precinct 20	1446	4740	888	886 99.77%	2 0.23%	0	558
Precinct 21	699	1525	397	395 99.50%	2 0.50%	0	302
Precinct 22	188	306	116	116 100.00%	0 0.00%	0	72
Precinct 23	343	1265	233	232 99.57%	1 0.43%	0	110
Precinct 24	352	1004	217	216 99.54%	1 0.46%	0	135
Precinct 25	1072	3936	685	681 99.42%	4 0.58%	0	387
Precinct 26	841	2803	540	535 99.07%	5 0.93%	0	301
Precinct 27	902	2189	531	525 98.87%	6 1.13%	0	371
Precinct 28	1355	5325	922	915 99.24%	7 0.76%	0	433
Precinct 29	1248	4041	861	852 98.95%	9 1.05%	0	387
Precinct 30	894	1851	530	525 99.06%	5 0.94%	0	364
Precinct 31	1655	3443	1028	1027 99.90%	1 0.10%	0	627
Precinct 32	1025	3582	619	612 98.87%	7 1.13%	0	406
Precinct 33	1397	3222	824	820 99.51%	4 0.49%	0	573
Precinct 34	1123	3804	770	765 99.35%	5 0.65%	0	353
Precinct 35	1605	2981	1003	1000 99.70%	3 0.30%	0	602
Precinct 36	1428	4578	948	939 99.05%	9 0.95%	0	480
Precinct 37	487	1179	299	294 98.33%	5 1.67%	0	188
Precinct 38	1054	2954	630	627 99.52%	3 0.48%	0	424
Precinct 39	1407	3875	860	853 99.19%	7 0.81%	0	547
Precinct 40	481	1313	273	268 98.17%	5 1.83%	0	208
Precinct 41	1110	2763	657	648 98.63%	9 1.37%	0	453
Precinct 42	1154	3973	679	674 99.26%	5 0.74%	0	475
Precinct 43	951	1839	541	533 98.52%	8 1.48%	0	410
Precinct 44	1196	3376	740	737 99.59%	3 0.41%	0	456
Precinct 45	1022	1763	530	527 99.43%	3 0.57%	0	492
Precinct 46	761	2325	459	458 99.78%	1 0.22%	0	302
Precinct 47	1301	2768	798	794 99.50%	4 0.50%	0	503
Precinct 48	616	1762	381	378 99.21%	3 0.79%	0	235
Precinct 49	382	816	236	235 99.58%	1 0.42%	0	146
Precinct 50	633	1574	351	346 98.58%	5 1.42%	0	282
Total	47409	1574	29116	28919 99.32%	197 0.68%	1	18292



Official Final Results  
Statement of Ballots Cast

Page: 42 of 51  
2018-06-12  
11:07:08

Deschutes County, May 15, 2018 Primary Election

All Precincts, All Districts, All ScanStations, All Contests, All Boxes

Total Ballots Cast: 47426, Registered Voters: 129768, Overall Turnout: 36.55%

50 precincts reported out of 50 total

**Judge of the Circuit Court, 11th District, Position 2 (Vote for 1)**

Precinct	Ballots Cast	Reg. Voters	Total Votes	Beth Bagley	Write-in	Over Votes	Under Votes
Precinct 01	1230	2944	795	788 99.12%	7 0.88%	0	435
Precinct 02	1286	3183	797	789 99.00%	8 1.00%	0	489
Precinct 03	1637	3717	1065	1059 99.44%	6 0.56%	0	572
Precinct 04	1257	3513	776	767 98.84%	9 1.16%	0	481
Precinct 05	1641	4521	1072	1063 99.16%	9 0.84%	0	569
Precinct 06	930	3391	589	584 99.15%	5 0.85%	0	341
Precinct 07	753	1896	464	462 99.57%	2 0.43%	0	289
Precinct 08	184	418	117	117 100.00%	0 0.00%	0	67
Precinct 09	583	2313	408	407 99.75%	1 0.25%	0	175
Precinct 10	360	1147	216	214 99.07%	2 0.93%	0	144
Precinct 11	504	1273	344	341 99.13%	3 0.87%	0	160
Precinct 12	1127	2731	655	650 99.24%	5 0.76%	0	472
Precinct 13	525	1268	307	306 99.67%	1 0.33%	0	218
Precinct 14	958	1971	534	533 99.81%	1 0.19%	0	424
Precinct 15	743	1216	419	417 99.52%	2 0.48%	0	324
Precinct 16	730	1344	503	502 99.80%	1 0.20%	0	227
Precinct 17	1212	5245	838	828 98.81%	10 1.19%	0	374
Precinct 18	1196	3422	739	738 99.86%	1 0.14%	0	457
Precinct 19	425	1380	270	269 99.63%	1 0.37%	0	155
Precinct 20	1446	4740	924	915 99.03%	9 0.97%	0	522
Precinct 21	699	1525	411	407 99.03%	4 0.97%	0	288
Precinct 22	188	306	117	117 100.00%	0 0.00%	0	71
Precinct 23	343	1265	237	235 99.16%	2 0.84%	0	106
Precinct 24	352	1004	222	221 99.55%	1 0.45%	0	130
Precinct 25	1072	3936	716	715 99.86%	1 0.14%	0	356
Precinct 26	841	2803	558	552 98.92%	6 1.08%	0	283
Precinct 27	902	2189	561	557 99.29%	4 0.71%	0	341
Precinct 28	1355	5325	942	934 99.15%	8 0.85%	0	413
Precinct 29	1248	4041	883	868 98.30%	15 1.70%	0	365
Precinct 30	894	1851	544	539 99.08%	5 0.92%	0	350
Precinct 31	1655	3443	1041	1037 99.62%	4 0.38%	0	614
Precinct 32	1025	3582	639	632 98.90%	7 1.10%	0	386
Precinct 33	1397	3222	872	868 99.54%	4 0.46%	0	525
Precinct 34	1123	3804	793	785 98.99%	8 1.01%	0	330
Precinct 35	1605	2981	1044	1041 99.71%	3 0.29%	0	561
Precinct 36	1428	4578	957	952 99.48%	5 0.52%	0	471
Precinct 37	487	1179	315	311 98.73%	4 1.27%	0	172
Precinct 38	1054	2954	638	633 99.22%	5 0.78%	0	416
Precinct 39	1407	3875	883	874 98.98%	9 1.02%	0	524
Precinct 40	481	1313	282	276 97.87%	6 2.13%	0	199
Precinct 41	1110	2763	675	666 98.67%	9 1.33%	0	435
Precinct 42	1154	3973	707	699 98.87%	8 1.13%	0	447
Precinct 43	951	1839	556	547 98.38%	9 1.62%	0	395
Precinct 44	1196	3376	768	764 99.48%	4 0.52%	0	428
Precinct 45	1022	1763	540	537 99.44%	3 0.56%	0	482
Precinct 46	761	2325	482	479 99.38%	3 0.62%	0	279
Precinct 47	1301	2768	844	841 99.64%	3 0.36%	0	457
Precinct 48	616	1762	389	385 98.97%	4 1.03%	0	227
Precinct 49	382	816	251	249 99.20%	2 0.80%	0	131
Precinct 50	633	1574	362	355 98.07%	7 1.93%	0	271
Total	47409	1574	30061	29825 99.21%	236 0.79%	0	17348

Official Final Results  
Statement of Ballots Cast

Page: 43 of 51  
2018-06-12  
11:07:08

Deschutes County, May 15, 2018 Primary Election

All Precincts, All Districts, All ScanStations, All Contests, All Boxes

Total Ballots Cast: 47426, Registered Voters: 129768, Overall Turnout: 36.55%

50 precincts reported out of 50 total

**District Attorney, Deschutes County (Vote for 1)**

Precinct	Ballots Cast	Reg. Voters	Total Votes	John Hummel	Write-in	Over Votes	Under Votes
Precinct 01	1230	2944	864	853 98.73%	11 1.27%	0	366
Precinct 02	1286	3183	856	844 98.60%	12 1.40%	0	430
Precinct 03	1637	3717	1150	1144 99.48%	6 0.52%	0	487
Precinct 04	1257	3513	830	811 97.71%	19 2.29%	0	427
Precinct 05	1641	4521	1116	1097 98.30%	19 1.70%	0	525
Precinct 06	930	3391	622	613 98.55%	9 1.45%	0	308
Precinct 07	753	1896	500	493 98.60%	7 1.40%	0	253
Precinct 08	184	418	129	128 99.22%	1 0.78%	0	55
Precinct 09	583	2313	424	414 97.64%	10 2.36%	0	159
Precinct 10	360	1147	237	232 97.89%	5 2.11%	0	123
Precinct 11	504	1273	358	352 98.32%	6 1.68%	0	146
Precinct 12	1127	2731	720	700 97.22%	20 2.78%	0	407
Precinct 13	525	1268	342	338 98.83%	4 1.17%	0	183
Precinct 14	958	1971	590	580 98.31%	10 1.69%	0	368
Precinct 15	743	1216	430	427 99.30%	3 0.70%	0	313
Precinct 16	730	1344	499	496 99.40%	3 0.60%	0	231
Precinct 17	1212	5245	884	863 97.62%	21 2.38%	0	328
Precinct 18	1196	3422	790	784 99.24%	6 0.76%	0	406
Precinct 19	425	1380	282	274 97.16%	8 2.84%	0	143
Precinct 20	1446	4740	958	949 99.06%	9 0.94%	0	488
Precinct 21	699	1525	441	426 96.60%	15 3.40%	0	258
Precinct 22	188	306	122	122 100.00%	0 0.00%	0	66
Precinct 23	343	1265	234	232 99.15%	2 0.85%	0	109
Precinct 24	352	1004	220	218 99.09%	2 0.91%	0	132
Precinct 25	1072	3936	743	733 98.65%	10 1.35%	0	329
Precinct 26	841	2803	575	562 97.74%	13 2.26%	1	265
Precinct 27	902	2189	601	596 99.17%	5 0.83%	0	301
Precinct 28	1355	5325	988	968 97.98%	20 2.02%	0	367
Precinct 29	1248	4041	896	869 96.99%	27 3.01%	0	352
Precinct 30	894	1851	574	565 98.43%	9 1.57%	0	320
Precinct 31	1655	3443	1095	1085 99.09%	10 0.91%	0	560
Precinct 32	1025	3582	669	656 98.06%	13 1.94%	0	356
Precinct 33	1397	3222	907	893 98.46%	14 1.54%	0	490
Precinct 34	1123	3804	822	810 98.54%	12 1.46%	0	301
Precinct 35	1605	2981	1106	1099 99.37%	7 0.63%	0	499
Precinct 36	1428	4578	1019	998 97.94%	21 2.06%	0	409
Precinct 37	487	1179	325	320 98.46%	5 1.54%	0	162
Precinct 38	1054	2954	660	648 98.18%	12 1.82%	0	394
Precinct 39	1407	3875	909	881 96.92%	28 3.08%	0	498
Precinct 40	481	1313	299	287 95.99%	12 4.01%	0	182
Precinct 41	1110	2763	732	715 97.68%	17 2.32%	0	378
Precinct 42	1154	3973	748	728 97.33%	20 2.67%	0	406
Precinct 43	951	1839	603	590 97.84%	13 2.16%	0	348
Precinct 44	1196	3376	824	810 98.30%	14 1.70%	0	372
Precinct 45	1022	1763	602	598 99.34%	4 0.66%	0	420
Precinct 46	761	2325	518	512 98.84%	6 1.16%	0	243
Precinct 47	1301	2768	889	886 99.66%	3 0.34%	0	412
Precinct 48	616	1762	431	421 97.68%	10 2.32%	0	185
Precinct 49	382	816	243	241 99.18%	2 0.82%	0	139
Precinct 50	633	1574	388	375 96.65%	13 3.35%	0	245
Total	47409	1574	31764	31236 98.34%	528 1.66%	1	15644

Official Final Results  
Statement of Ballots Cast

Page: 44 of 51  
2018-06-12  
11:07:08

Deschutes County, May 15, 2018 Primary Election

All Precincts, All Districts, All ScanStations, All Contests, All Boxes  
Total Ballots Cast: 47426, Registered Voters: 129768, Overall Turnout: 36.55%  
50 precincts reported out of 50 total

**County Assessor (Vote for 1)**

Precinct	Ballots Cast	Reg. Voters	Total Votes	Scot W Langton		Write-in		Over Votes	Under Votes
Precinct 01	1230	2944	757	754	99.60%	3	0.40%	0	473
Precinct 02	1286	3183	800	794	99.25%	6	0.75%	0	486
Precinct 03	1637	3717	993	986	99.30%	7	0.70%	0	644
Precinct 04	1257	3513	727	721	99.17%	6	0.83%	0	530
Precinct 05	1641	4521	1037	1035	99.81%	2	0.19%	0	604
Precinct 06	930	3391	567	564	99.47%	3	0.53%	0	363
Precinct 07	753	1896	435	431	99.08%	4	0.92%	0	318
Precinct 08	184	418	112	112	100.00%	0	0.00%	0	72
Precinct 09	583	2313	392	391	99.74%	1	0.26%	0	191
Precinct 10	360	1147	211	211	100.00%	0	0.00%	0	149
Precinct 11	504	1273	323	322	99.69%	1	0.31%	0	181
Precinct 12	1127	2731	654	649	99.24%	5	0.76%	0	473
Precinct 13	525	1268	290	289	99.66%	1	0.34%	0	235
Precinct 14	958	1971	536	534	99.63%	2	0.37%	0	422
Precinct 15	743	1216	401	399	99.50%	2	0.50%	0	342
Precinct 16	730	1344	473	473	100.00%	0	0.00%	0	257
Precinct 17	1212	5245	824	822	99.76%	2	0.24%	1	387
Precinct 18	1196	3422	746	745	99.87%	1	0.13%	0	450
Precinct 19	425	1380	270	268	99.26%	2	0.74%	0	155
Precinct 20	1446	4740	880	877	99.66%	3	0.34%	0	566
Precinct 21	699	1525	406	403	99.26%	3	0.74%	0	293
Precinct 22	188	306	114	114	100.00%	0	0.00%	0	74
Precinct 23	343	1265	239	239	100.00%	0	0.00%	0	104
Precinct 24	352	1004	211	208	98.58%	3	1.42%	0	141
Precinct 25	1072	3936	680	678	99.71%	2	0.29%	0	392
Precinct 26	841	2803	530	526	99.25%	4	0.75%	0	311
Precinct 27	902	2189	533	530	99.44%	3	0.56%	0	369
Precinct 28	1355	5325	925	918	99.24%	7	0.76%	0	430
Precinct 29	1248	4041	880	868	98.64%	12	1.36%	0	368
Precinct 30	894	1851	529	524	99.05%	5	0.95%	0	365
Precinct 31	1655	3443	1037	1034	99.71%	3	0.29%	0	618
Precinct 32	1025	3582	611	607	99.35%	4	0.65%	0	414
Precinct 33	1397	3222	838	835	99.64%	3	0.36%	0	559
Precinct 34	1123	3804	761	756	99.34%	5	0.66%	0	362
Precinct 35	1605	2981	998	996	99.80%	2	0.20%	0	607
Precinct 36	1428	4578	954	950	99.58%	4	0.42%	0	474
Precinct 37	487	1179	303	301	99.34%	2	0.66%	0	184
Precinct 38	1054	2954	622	619	99.52%	3	0.48%	0	432
Precinct 39	1407	3875	858	853	99.42%	5	0.58%	0	549
Precinct 40	481	1313	275	274	99.64%	1	0.36%	0	206
Precinct 41	1110	2763	657	648	98.63%	9	1.37%	0	453
Precinct 42	1154	3973	673	668	99.26%	5	0.74%	0	481
Precinct 43	951	1839	545	541	99.27%	4	0.73%	0	406
Precinct 44	1196	3376	732	725	99.04%	7	0.96%	0	464
Precinct 45	1022	1763	525	522	99.43%	3	0.57%	0	497
Precinct 46	761	2325	456	454	99.56%	2	0.44%	0	305
Precinct 47	1301	2768	810	809	99.88%	1	0.12%	0	491
Precinct 48	616	1762	394	393	99.75%	1	0.25%	0	222
Precinct 49	382	816	220	219	99.55%	1	0.45%	0	162
Precinct 50	633	1574	356	350	98.31%	6	1.69%	0	277
Total	47409	1574	29100	28939	99.45%	161	0.55%	1	18308

Official Final Results  
Statement of Ballots Cast

Page: 45 of 51  
2018-06-12  
11:07:08

Deschutes County, May 15, 2018 Primary Election  
All Precincts, All Districts, All ScanStations, All Contests, All Boxes  
Total Ballots Cast: 47426, Registered Voters: 129768, Overall Turnout: 36.55%  
50 precincts reported out of 50 total

**9-115, City of Bend (Vote for 1)**

Precinct	Ballots Cast	Reg. Voters	Total Votes	Yes	No	Over Votes	Under Votes
Precinct 01	1230	0	1176	981 83.42%	195 16.58%	0	54
Precinct 02	1286	0	1208	897 74.25%	311 25.75%	0	78
Precinct 03	1637	0	1581	1339 84.69%	242 15.31%	1	55
Precinct 04	1257	0	1201	980 81.60%	221 18.40%	0	56
Precinct 05	1641	0	1551	1170 75.44%	381 24.56%	0	90
Precinct 06	930	0	892	702 78.70%	190 21.30%	0	38
Precinct 07	753	0	718	587 81.75%	131 18.25%	0	35
Precinct 09	583	0	556	447 80.40%	109 19.60%	0	27
Precinct 11	504	0	488	382 78.28%	106 21.72%	0	16
Precinct 20	1446	0	1375	1020 74.18%	355 25.82%	0	71
Precinct 25	1072	0	1021	788 77.18%	233 22.82%	0	51
Precinct 26	841	0	814	605 74.32%	209 25.68%	0	27
Precinct 27	902	0	855	710 83.04%	145 16.96%	0	47
Precinct 32	1025	0	968	777 80.27%	191 19.73%	0	57
Precinct 33	1397	0	1333	955 71.64%	378 28.36%	0	64
Precinct 34	1123	0	1058	839 79.30%	219 20.70%	0	65
Precinct 35	1605	0	1549	1221 78.83%	328 21.17%	0	56
Precinct 44	1196	0	1136	824 72.54%	312 27.46%	0	60
Precinct 46	761	0	720	557 77.36%	163 22.64%	0	41
Precinct 47	1301	0	1211	973 80.35%	238 19.65%	0	90
Total	22490	0	21411	16754 78.25%	4657 21.75%	1	1078

Official Final Results  
Statement of Ballots Cast

Page: 46 of 51  
2018-06-12  
11:07:08

Deschutes County, May 15, 2018 Primary Election  
All Precincts, All Districts, All ScanStations, All Contests, All Boxes  
Total Ballots Cast: 47426, Registered Voters: 129768, Overall Turnout: 36.55%  
50 precincts reported out of 50 total

**9-118, City of Bend (Vote for 1)**

Precinct	Ballots Cast	Reg. Voters	Total Votes	Yes	No	Over Votes	Under Votes
Precinct 01	1230	0	1144	843 73.69%	301 26.31%	0	86
Precinct 02	1286	0	1189	818 68.80%	371 31.20%	0	97
Precinct 03	1637	0	1514	1156 76.35%	358 23.65%	0	123
Precinct 04	1257	0	1170	903 77.18%	267 22.82%	0	87
Precinct 05	1641	0	1508	1108 73.47%	400 26.53%	0	133
Precinct 06	930	0	866	664 76.67%	202 23.33%	1	63
Precinct 07	753	0	690	468 67.83%	222 32.17%	0	63
Precinct 09	583	0	542	391 72.14%	151 27.86%	0	41
Precinct 11	504	0	479	375 78.29%	104 21.71%	0	25
Precinct 20	1446	0	1348	1033 76.63%	315 23.37%	0	98
Precinct 25	1072	0	983	733 74.57%	250 25.43%	1	88
Precinct 26	841	0	798	632 79.20%	166 20.80%	0	43
Precinct 27	902	0	844	649 76.90%	195 23.10%	0	58
Precinct 32	1025	0	946	719 76.00%	227 24.00%	0	79
Precinct 33	1397	0	1287	906 70.40%	381 29.60%	0	110
Precinct 34	1123	0	1017	749 73.65%	268 26.35%	0	106
Precinct 35	1605	0	1516	1071 70.65%	445 29.35%	0	89
Precinct 44	1196	0	1099	790 71.88%	309 28.12%	0	97
Precinct 46	761	0	695	526 75.68%	169 24.32%	0	66
Precinct 47	1301	0	1187	773 65.12%	414 34.88%	0	114
Total	22490	0	20822	15307 73.51%	5515 26.49%	2	1666

Official Final Results  
Statement of Ballots Cast

Page: 47 of 51  
2018-06-12  
11:07:08

Deschutes County, May 15, 2018 Primary Election

All Precincts, All Districts, All ScanStations, All Contests, All Boxes

Total Ballots Cast: 47426, Registered Voters: 129768, Overall Turnout: 36.55%

50 precincts reported out of 50 total

**9-119, City of Bend (Vote for 1)**

Precinct	Ballots Cast	Reg. Voters	Total Votes	Yes	No	Over Votes	Under Votes
Precinct 01	1230	0	1103	691 62.65%	412 37.35%	0	127
Precinct 02	1286	0	1161	573 49.35%	588 50.65%	0	125
Precinct 03	1637	0	1478	992 67.12%	486 32.88%	0	159
Precinct 04	1257	0	1142	678 59.37%	464 40.63%	0	115
Precinct 05	1641	0	1471	780 53.03%	691 46.97%	0	170
Precinct 06	930	0	846	445 52.60%	401 47.40%	0	84
Precinct 07	753	0	678	391 57.67%	287 42.33%	0	75
Precinct 09	583	0	524	270 51.53%	254 48.47%	0	59
Precinct 11	504	0	461	290 62.91%	171 37.09%	0	43
Precinct 20	1446	0	1312	662 50.46%	650 49.54%	0	134
Precinct 25	1072	0	956	474 49.58%	482 50.42%	0	116
Precinct 26	841	0	775	398 51.35%	377 48.65%	0	66
Precinct 27	902	0	826	520 62.95%	306 37.05%	1	75
Precinct 32	1025	0	918	457 49.78%	461 50.22%	1	106
Precinct 33	1397	0	1243	547 44.01%	696 55.99%	0	154
Precinct 34	1123	0	994	481 48.39%	513 51.61%	0	129
Precinct 35	1605	0	1489	823 55.27%	666 44.73%	0	116
Precinct 44	1196	0	1076	497 46.19%	579 53.81%	0	120
Precinct 46	761	0	683	359 52.56%	324 47.44%	0	78
Precinct 47	1301	0	1154	623 53.99%	531 46.01%	0	147
Total	22490	0	20290	10951 53.97%	9339 46.03%	2	2198

Official Final Results  
 Statement of Ballots Cast  
 Deschutes County, May 15, 2018 Primary Election  
 All Precincts, All Districts, All ScanStations, All Contests, All Boxes  
 Total Ballots Cast: 47426, Registered Voters: 129768, Overall Turnout: 36.55%  
 50 precincts reported out of 50 total

Page: 48 of 51  
 2018-06-12  
 11:07:08

**9-117, La Pine Rural Fire Protection District (Vote for 1)**

Precinct	Ballots Cast	Reg. Voters	Total Votes	Yes	No	Over Votes	Under Votes
Precinct 16	8	0	6	6 100.00%	0 0.00%	0	2
Precinct 23	343	0	300	255 85.00%	45 15.00%	0	43
Precinct 24	350	0	297	249 83.84%	48 16.16%	0	53
Precinct 38	1054	0	939	858 91.37%	81 8.63%	0	115
Precinct 39	1407	0	1261	1113 88.26%	148 11.74%	0	146
Precinct 40	481	0	422	365 86.49%	57 13.51%	0	59
Precinct 50	631	0	571	481 84.24%	90 15.76%	0	60
<b>Total</b>	<b>4274</b>	<b>0</b>	<b>3796</b>	<b>3327 87.64%</b>	<b>469 12.36%</b>	<b>0</b>	<b>478</b>

Official Final Results  
Statement of Ballots Cast

Page: 49 of 51  
2018-06-12  
11:07:08

Deschutes County, May 15, 2018 Primary Election  
All Precincts, All Districts, All ScanStations, All Contests, All Boxes  
Total Ballots Cast: 47426, Registered Voters: 129768, Overall Turnout: 36.55%  
50 precincts reported out of 50 total

**9-121, Sisters School District No 6 (Vote for 1)**

Precinct	Ballots Cast	Reg. Voters	Total Votes	Yes	No	Over Votes	Under Votes
Precinct 14	897	0	852	539 63.26%	313 36.74%	0	45
Precinct 15	743	0	708	470 66.38%	238 33.62%	0	35
Precinct 18	3	0	3	1 33.33%	2 66.67%	0	0
Precinct 22	188	0	166	127 76.51%	39 23.49%	0	22
Precinct 30	894	0	855	619 72.40%	236 27.60%	0	39
Precinct 45	1022	0	982	662 67.41%	320 32.59%	0	40
Total	3747	0	3566	2418 67.81%	1148 32.19%	0	181



Official Final Results  
Statement of Ballots Cast

Page: 50 of 51  
2018-06-12  
11:07:08

Deschutes County, May 15, 2018 Primary Election  
All Precincts, All Districts, All ScanStations, All Contests, All Boxes  
Total Ballots Cast: 47426, Registered Voters: 129768, Overall Turnout: 36.55%  
50 precincts reported out of 50 total

**9-116, Deschutes County Rural Fire Protection District 2 (Vote for 1)**

Precinct	Ballots Cast	Reg. Voters	Total Votes	Yes	No	Over Votes	Under Votes
Precinct 08	184	0	168	129 76.79%	39 23.21%	0	16
Precinct 10	95	0	86	61 70.93%	25 29.07%	0	9
Precinct 12	1127	0	1014	747 73.67%	267 26.33%	0	113
Precinct 13	525	0	479	358 74.74%	121 25.26%	0	46
Precinct 14	55	0	46	37 80.43%	9 19.57%	0	9
Precinct 19	0	0	0	0 0.00%	0 0.00%	0	0
Precinct 21	682	0	611	465 76.10%	146 23.90%	0	71
Precinct 31	84	0	70	61 87.14%	9 12.86%	0	14
Precinct 37	481	0	420	309 73.57%	111 26.43%	0	61
Precinct 41	1110	0	1011	773 76.46%	238 23.54%	0	99
Precinct 42	1154	0	1059	766 72.33%	293 27.67%	0	95
Precinct 43	948	0	869	669 76.99%	200 23.01%	0	79
Precinct 49	362	0	326	276 84.66%	50 15.34%	0	36
Total	6807	0	6159	4651 75.52%	1508 24.48%	0	648

Official Final Results  
Statement of Ballots Cast

Page: 51 of 51  
2018-06-12  
11:07:08

Deschutes County, May 15, 2018 Primary Election  
All Precincts, All Districts, All ScanStations, All Contests, All Boxes  
Total Ballots Cast: 47426, Registered Voters: 129768, Overall Turnout: 36.55%  
50 precincts reported out of 50 total


**9-120, Sisters Park & Recreation District (Vote for 1)**

Precinct	Ballots Cast	Reg. Voters	Total Votes	Yes	No	Over Votes	Under Votes
Precinct 14	836	0	777	385 49.55%	392 50.45%	0	59
Precinct 15	730	0	676	372 55.03%	304 44.97%	0	54
Precinct 30	894	0	823	542 65.86%	281 34.14%	0	71
Precinct 45	1022	0	948	553 58.33%	395 41.67%	0	74
Total	3482	0	3224	1852 57.44%	1372 42.56%	0	258

Deschutes County, May 15, 2018 Primary Election  
 Independent Party of Oregon Primary Results  
 Write-In  
 Contest: Governor

Candidate Name	Precincts																																																		Total		
	1	2	3	4	5	6	7	8	9	10	11	12	13	14	15	16	17	18	19	20	21	22	23	24	25	26	27	28	29	30	31	32	33	34	35	36	37	38	39	40	41	42	43	44	45	46	47	48	49	50			
Buehler, Knute	17	19	19	9	19	11	12	2	9		4	10	4	7	2	13	10	14	3	16	12	3	4	5	11	12	7	19	16	13	34	12	19	13	34	31	9	7	24	6	18	14	14	13	7	11	28	10	6	10	622		
Brown, Kate	5	4	16	10	8	6			2	1	4	4	2	2	2	6	9	1	3	5	1		1	1	4	2	9	5	1	4	7	8	9	4	12	6		7	7	1	7	4		5	3	6	8		6	218			
Carpenter, Sam		4	1	3	4	2	1		1	5		7	2	7	1		3	4	3	2	3		2	1	6	1	2	5	8	3	2	5	3	4	4	3	1	1	7	4	5	7		2	1	2	4	2	1	4	143		
Wooldridge, Greg			1		1	3		1	1						1	1	2	1		4	1	1		1				2	5	1	4	1	1		1	3		1	1	1	2				1	2				46			
Wooldridge, Greg C		1			1							1		2	1	1	3		1				1	1	1			2		2	1			1	1	1		1	1											24			
Buehler	1											1					1										1																					1			6		
Neville, Candace		2	1																	1															1															5			
Cuff, Bruce			1								1																								1																4		
Buehler, K		1																2																																	3		
Jones, Ed																																																			1	2	
Neahring, Jennifer																																																				2	
Stauffer, David W							1																																													2	
Woolridge, R Greg																																																				2	
Alley, Allen																																																				1	
Bentz, Cliff				1																																																1	
Blaueler, Knute																																																				1	
Brelar, Knute																																																				1	
Brown		1																																																		1	
Brown, Katie																																																				1	
Bryson, Dave																																																					1
Buehler, Nute																					1																																1
Buller																																																					1
Buller, Knute				1																						1																											2
Carpenter																																																				1	
Debone															1																																					1	
Dismuke, Marc																																																				1	
Farley, Sherry																																																				1	
Hager, Daryl																											1																										1
Milauskas, Kevin																											1																									1	
Moana																																																				1	
Molieri, Dustin																												1																								1	
Nator, Ralph																													1																								1
Petersen, Jesse																																																					1
Reinhart, Troy																																																					1
Starnes, Patrick																																																					1
Walden, Greg																																																				1	
Wooldridge																																																					1
OVAL NO NAME																																																					2
<b>Total</b>	<b>23</b>	<b>32</b>	<b>39</b>	<b>24</b>	<b>33</b>	<b>23</b>	<b>13</b>	<b>3</b>	<b>13</b>	<b>6</b>	<b>9</b>	<b>21</b>	<b>10</b>	<b>16</b>	<b>9</b>	<b>21</b>	<b>26</b>	<b>26</b>	<b>9</b>	<b>31</b>	<b>17</b>	<b>4</b>	<b>8</b>	<b>11</b>	<b>24</b>	<b>17</b>	<b>19</b>	<b>33</b>	<b>31</b>	<b>24</b>	<b>49</b>	<b>26</b>	<b>33</b>	<b>23</b>	<b>55</b>	<b>49</b>	<b>10</b>	<b>18</b>	<b>42</b>	<b>12</b>	<b>34</b>	<b>26</b>	<b>15</b>	<b>23</b>	<b>14</b>	<b>19</b>	<b>40</b>	<b>13</b>	<b>14</b>	<b>16</b>	<b>1106</b>		

I certify the votes recorded on this abstract correctly summarize the tally of votes cast at the election indicated.

Signature of County Clerk  
  
 June 4, 2018



Deschutes County, May 15, 2018 Primary Election

Independent Party of Oregon Primary Results

Write-In


Contest: State Representative, 53rd District

Candidate Name	Precincts																			Total
	11	12	13	16	17	19	20	21	26	28	29	35	36	37	38	41	42	43	49	
Zika, Jack	1	7	3	4	4		3	1	5	9	3	13	6	2	5	6	2	6	2	82
Schimmoller, Ben	2	2	2	1	6	2	7	4	1	4	7	7	7	4	1	4	6	1	1	69
Kiely, Eileen	2	4		8	5		7	1	2	6	7	6	9		1	5	2		2	67
Trumble, Bill	1	1										3	1	1		1		1		9
Bryant, Kevin										1										1
Buehler, Knute																1				1
Chesbro, Nate							1													1
Cuff, Bruce																	1			1
Helt, Cheri													1							1
Klemp, Lisa											1									1
Martinez, Michael																		1		1
Mcdonald, Katie													1							1
McLane, Mike															1					1
Napier, McKenzie		1																		1
Owen, Paul		1																		1
Smith, Don					1															1
Tsuneta, Chris									1											1
Walden, Greg							1													1
OVAL NO NAME										1										1
<b>Total</b>	<b>6</b>	<b>16</b>	<b>5</b>	<b>13</b>	<b>16</b>	<b>2</b>	<b>19</b>	<b>6</b>	<b>9</b>	<b>21</b>	<b>18</b>	<b>29</b>	<b>25</b>	<b>7</b>	<b>8</b>	<b>17</b>	<b>11</b>	<b>9</b>	<b>5</b>	<b>242</b>

I certify the votes recorded on this abstract correctly summarize the tally of votes cast at the election indicated.

Signature of County Clerk

June 4, 2018

# Deschutes County, May 15, 2018 Primary Election

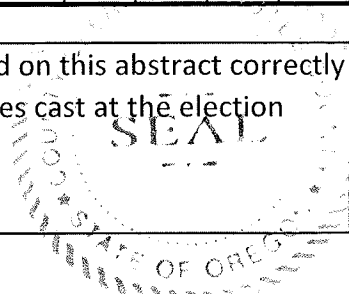
## Independent Party of Oregon Primary Results

### Write-In

### Contest: State Representative, 54th District

Candidate Name	Precincts																	Total
	1	2	3	4	5	6	7	8	9	25	27	32	33	34	44	46	47	
Helt, Cheri	4	15	16	6	17	7	6		3	12	4	13	9	10	6	9	10	147
Boddie, Nathan K	4	6	11	6	1	6	2		7	4	6	5	7	5	5	2	5	82
McClane, Mike			1	1							1	1						4
DeBone, Tony							1			1								2
Keever, Tyson			1										1					2
Boddie											1							1
Bryson, Dave													1					1
Cahill, Kevin												1						1
Dismuke, Marc														1				1
Hager, Daryl										1								1
Lowes, Amy										1								1
McCormick, Chales						1												1
McLeod Skinner, Jamie				1														1
Mulieri, Dustin										1								1
Nelson, Chris												1						1
Rippberger, Karen												1						1
Roberts, James W	1																	1
Van Zandt, Cyndi		1																1
Walden, Greg	1																	1
Zika, Jack										1								1
Helt																		0
MISC										1					1			2
OVAL NO NAME	2		1	1	3					1	1		1		1		2	13
<b>Total</b>	<b>12</b>	<b>22</b>	<b>30</b>	<b>14</b>	<b>22</b>	<b>14</b>	<b>9</b>	<b>0</b>	<b>10</b>	<b>23</b>	<b>13</b>	<b>22</b>	<b>19</b>	<b>16</b>	<b>13</b>	<b>11</b>	<b>17</b>	<b>267</b>

I certify the votes recorded on this abstract correctly summarize the tally of votes cast at the election indicated.



Signature of County Clerk

June 4, 2018

**Deschutes County, May 15, 2018 Primary Election  
Independent Party of Oregon Primary Results  
Write-In**

**Contest: State Representative, 55th District**

Candidate Name	Precincts						Total
	10	23	24	39	40	50	
McLane, Mike	2	2	5	15	8	8	40
Rippberger, Karen		1	1	4	2		8
Blachledge, Troy				1			1
Cretty, Sean						1	1
Farmer, Doug				1			1
Skayman, David				1			1
Smelenski, Marilyn				1			1
Walden, Greg		1					1
<b>Total</b>	<b>2</b>	<b>4</b>	<b>6</b>	<b>23</b>	<b>10</b>	<b>9</b>	<b>54</b>

I certify the votes recorded on this abstract correctly summarize the tally of votes cast at the election indicated.

Signature of County Clerk

June 4, 2018





**Deschutes County, May 15, 2018 Primary Election**

**Independent Party of Oregon Primary Results**

**Write-In**

**Contest: State Representative, 59th District**

Candidate Name	Precincts								Total
	14	15	18	22	30	31	45	48	
Bonham, Daniel	6	4	11		8	12	1	3	45
Long Curtiss, Darcy	2	1			3	3			9
Boone, Fred					1				1
Holler, Logan	1								1
Perrine, Brad								1	1
Romero, Phil			1						1
Walden, Greg								1	1
Wilkins, Dan W						1			1
Zika, Jack			1						1
OVAL NO NAME						1	1		2
<b>Total</b>	<b>9</b>	<b>5</b>	<b>13</b>	<b>0</b>	<b>12</b>	<b>17</b>	<b>2</b>	<b>5</b>	<b>63</b>

<p>I certify the votes recorded on this abstract correctly summarize the tally of votes cast at the election indicated.</p>	<p>Signature of County Clerk</p> 	<p>June 4, 2018</p>
---	---	---------------------

SEAL

CLERK OF COUNTY





Deschutes County, May 15, 2018 Primary Election

Independent Party of Oregon Primary Results

Write-In

Contest: Deschutes County Commissioner, Position #3

Candidate Name	Precincts																																																		Total				
	1	2	3	4	5	6	7	8	9	10	11	12	13	14	15	16	17	18	19	20	21	22	23	24	25	26	27	28	29	30	31	32	33	34	35	36	37	38	39	40	41	42	43	44	45	46	47	48	49	50					
Baney, Tammy	6	8	6	5	10	8	4		2	1	3	5	1	4	1	9	4	3		11	2		2	2	3	2	6	1	3	4	7	9	6	7	14	9	1	3	13	2	7	3	2	3	5	5	5	5	2	6	3	228			
Adair, Patti	2	8	5	7	4	4		1	3	5	1	7	4	5	3	2	7	8	2	4	1		1	2	6	3	1	10	9	7	4	6	6	3	11	3	3	5	8	4	7	5	3	4	1	3	2	2	1	6	209				
Cook, James	3	2	10	2		5	2		3		3	3		2			2			3			1		4	1	6	1	2	4	2	4	4	1	3	5	1	1	4	1	6	2	1	7		1	2	1	1	106					
DeBone, Tony	1				2									2																																					9				
Starnes, Patrick																																																			2				
Bane, Tammy																																																			1				
Baney			1																																																1				
Bartelson, Anthony																																																				1			
Blackledge, Troy																																																				1			
Blaney																																																					1		
Boone, Fred																																																					1		
Bryson, Dave																																																						1	
Chesbro, Nate																																																						1	
Clinton, Bill																																																						1	
Connelly, Nancy																																																						1	
Daly, Mike																																																						1	
Dismuke, Marc																																																						1	
Farmer, Doug																																																						1	
Hager, Daryl																																																						1	
Hall, Mike																																																						1	
Handschuh, Jon																																																						1	
Hornbeck, Todd																																																							1
Klemp, Lisa																																																						1	
Lee, Tony																																																						1	
Lowes, Amy																																																						1	
Martinez, Michael																																																						1	
McCormick, Charles																																																						1	
McDonald, Eric																																																						1	
McLane, Mike																																																						1	
Molieri, Dustin																																																						1	
Owen, Paul																																																						1	
Pagano, Gabbe																																																						1	
Perillo, Michelle																																																						1	
Perrine, Cherrie																																																							1
Reinhart, Troy																																																							1
Roberts, James W																																																						1	
Rock, Matthew																																																						1	
Schiel, Greg																																																						1	
Schwartz, Kathy																																																						1	
Slayman, Donald																																																						1	
Tsuneta, Chris																																																						1	
Wampler, Valerie																																																						1	
Westlund III, Bernard J																																																					1		
MISC																																																						3	
OVAL NO NAME																																																						6	
Total	13	19	21	15	18	18	7	1	8	6	8	16	5	14	4	11	15	12	2	19	3	0	4	5	15	7	14	17	16	18	13	19	17	14	29	18	5	11	31	9	20	11	8	14	6	9	10	7	8	11	601				

I certify the votes recorded on this abstract correctly summarize the tally of votes cast at the election indicated.

Signature of County Clerk

June 4, 2018



SEAL