

# OPIOIDS IN CENTRAL OREGON

PDMP provided by Oregon Health Authority for Prescriptions in the Central Oregon CCO zip code region. All data is de-identified. Therefore, individual people, providers, payers, and pharmacies are not identifiable. Rx = Prescription

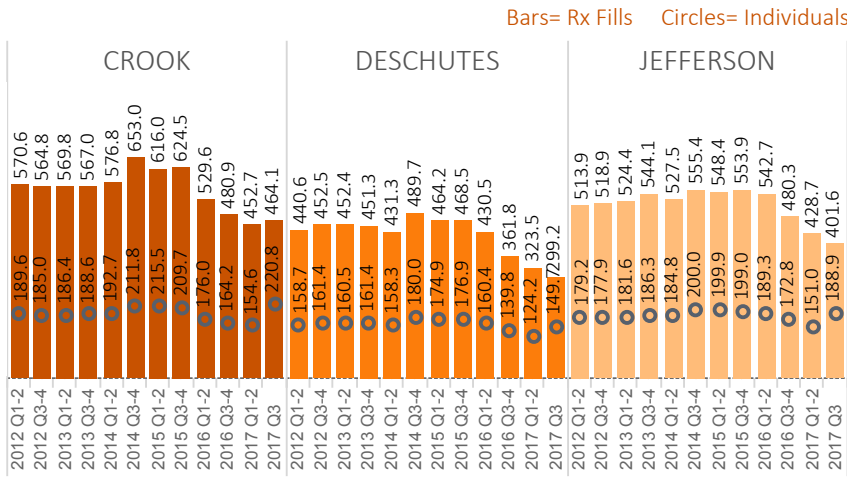
2017 Q1-Q3  
OPIOID  
PRESCRIPTIONS  
**47,631**

Unique Individuals  
**147,910**

Prescription Fills  
**18.2**

Average Days  
Supply

## OPIOID RX RATES BY COUNTY (per 1,000 residents)



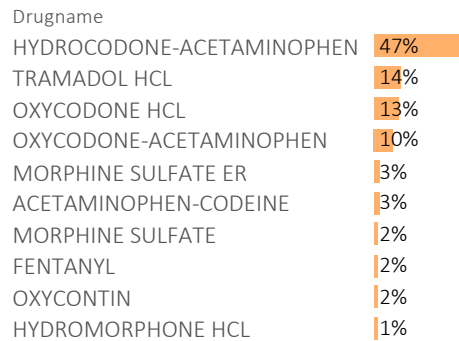
## NUMBER OF OPIOID RX FILLS EACH YEAR

	2014	2015	2016	YTD 2017
CROOK	25,554	26,157	21,805	14,778
DESCHUTES	153,253	159,251	139,960	83,566
JEFFERSON	24,047	24,742	23,316	14,345

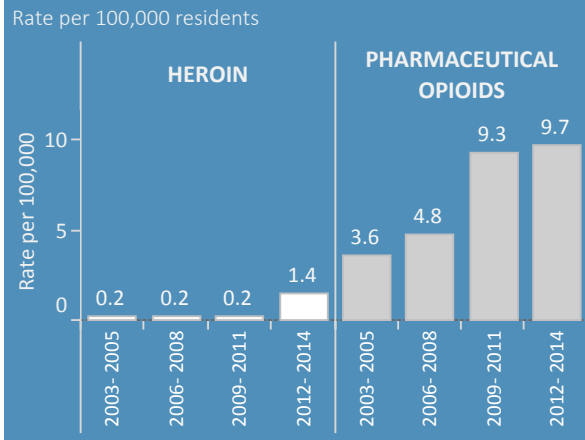
## The Top 25 Providers Prescribed...

2014	2015	2016	2017	of all opioid Rx fills.
23%	24%	24%	24%	

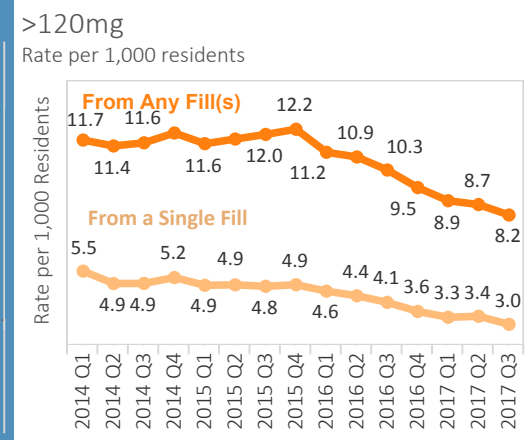
## MOST FREQUENTLY PRESCRIBED OPIOID DRUGS, Q1 2016 - Q3 2017 (by Drug Name)



## OVERDOSE HOSPITALIZATIONS



## MORPHINE EQUIVALENT DOSING >120mg



## CO-PRESCRIBING

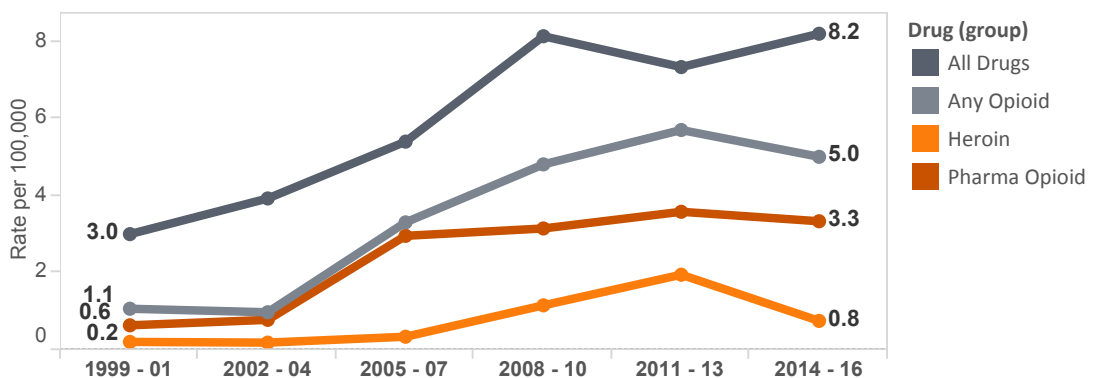
# Individuals prescribed opiates and at least one other drug type in the same month one or more times.

# Individuals by Drug Type Co-Rx, Q1-Q3 2017

Opioid + Benzo	6,369
Opioid+ Hypnotics	1,544
Opioid + Suboxone	44
Hypnotics + Benzo	1,077
Hypnotics + Suboxone	14

## OVERDOSE DEATHS BY DRUG TYPE

Rate per 100,000 residents



Pharma Opioid: Pharmaceutical Opioids

Note: The data for Overdose Hospitalizations, Morphine Equivalent Dosing > 120mg, and Overdose Death Rates are provided by OHA and are available on OHA's website under "Data Dashboard: Prescribing and Overdose Data for Oregon" Data as of 11/7/2017. <http://public.health.oregon.gov/PreventionWellness/SubstanceUse/Opioids/Pages/data.aspx>